

North Dakota Community Corrections Association



2017 Recidivism Study

Report Created By

-Chelsey Williams-

Grand Forks Community Service & Restitution Program

August 2021

I. Introduction to the North Dakota Community Corrections Association [NDCCA]

Mission Statement

Community Corrections Programs are strategically placed statewide in an effort to enhance community partnerships while providing community based alternatives to detention. The community based alternatives focus on protecting society, addressing the concerns of victims and providing supervision to offenders in the community.

More specifically, all community service programs are to have a coordinated office which provides:

- Alternatives to incarceration
- Repayment to the community for inappropriate or unlawful behavior
- A positive support system

History

The first community service program was established in Williston, ND in December 1991 and throughout the years additional community service programs were created with the most recent program being established in Dickey County, ND in 2020. As a way to enrich each individual program and support each other, the North Dakota Community Corrections Association [NDCCA] was established in 1995 which also served the purpose of allowing the community service programs to engage in common training, develop goals/projects to enhance the NDCCA as well as the individual programs and share ideas that can lead to better supervision of offenders. A major benefit of the NDCCA is a shared database which allows for the seamless transfer of clientele from one community service agency to another.

These sixteen independent community service programs are located strategically throughout North Dakota and provide community based alternatives to detention. The community service agencies provide the opportunity for adult/juvenile offenders to perform court ordered community service obligations by working at non-profit organizations, government entities and/or for the community at large. The ND Department of Corrections & Rehabilitation: Parole/Probation Division allows offenders to perform community service in lieu of paying their supervision fees at the rate of \$8.00 for each hour of service.

Community Corrections . . . Life Change Through Service.

NDCCA Members Participating in the NDCCA 2017 Recidivism Study

Barnes County Community Service / Valley City, ND
Centre, Inc. – Community Service Program / Bismarck, ND
Dickinson Regional Community Service / Dickinson, ND
Grand Forks Community Service & Restitution Program / Grand Forks, ND
Heart of America Community Service Program / Rugby, ND
Jamestown Community Corrections / Jamestown, ND
Lake Region Community Service Program / Devils Lake, ND
Ransom County Community Service / Lisbon, ND
Rehab Services, Inc. – Community Service Program / Minot, ND
Restore, Inc. / Fargo, ND
Richland County Community Service / Wahpeton, ND
Sargent County Community Service Program / Forman, ND
Williston Region Community Service / Williston, ND

NDCCA Members Not Participating In the NDCCA 2017 Recidivism Study & Reason

Dickey County Community Service Program / Oakes, ND ****Program was not established until August 2020****
LaMoure County Community Service Program / LaMoure, ND ****Program was not established until January 2019****
Rolette County Community Service Program / Rolla, ND ****Program was not established until July 2018 ****

II. NDCCA Recidivism Study

The NDCCA came together to conduct a study looking at recidivism rates of participants who are involved in the criminal justice system and were ordered to complete community service. The intent of the study is not to determine whether or not community service reduces the probability of recidivism as compared to sentences not requiring community service, but to gather the recidivism rates of offenders ordered to perform community service. This is a starting point for the NDCCA to gather information while leaving the option open for future studies to determine the impact of community service on recidivism rates and court sentences.

For the intent and purpose of this study, recidivism is defined as *a tendency to relapse into a previous condition or mode of behavior; especially: relapse into criminal behavior*. [Merriam-Webster Dictionary New Edition © 2016]

Method

All member agencies were asked to collect targeted information of participants who were ordered to perform community service and who enrolled in the community service programs between the dates of January 1, 2017 through December 31, 2017. Offenders were asked for permission to use their demographic information, but were assured that no personal identifying material would be published. If a participant did not wish to be involved in the study, then their demographic information (name, date of birth, ethnicity and education level) was identified as anonymous or unknown. However, the specifics of the case (case number, referral source, offense level, offense category and hours ordered) were entered into the study as those are of public record. An example of the disclosure is as follows as used by the Greater Grand Forks Community Service & Restitution Program.

___ Additionally, I understand that information pertaining to my case may be used in the future as part of a research study; however, personal identifying information will not be published.
*Clients were asked to initial this statement upon their agreement.

(Image #1)

The targeted information to be collected included: name, gender, date of birth, education level, case number of judgment ordering community service, referral source, offense level, offense category, number of community service hours ordered, number of community service hours completed at time of case closure and case closure status. The collected information was entered in an Excel spreadsheet utilized by all NDCCA members and is shown below.

| NDCCA 2017 Recidivism Study (TEMPLATE) | | | | | | | | | | | | |
|--|--------|-----------|---------------|-----------------|-------------|-----------------|---------------|------------------|---------------|----------------|----------------|-------------------|
| Data Collection from January 1, 2017 through December 31, 2017 | | | | | | | | | | | | |
| Name | Gender | Ethnicity | Date of Birth | Education Level | Case Number | Referral Source | Offense Level | Offense Category | Hours Ordered | Hours Complete | Closure Status | Act of Recidivism |
| | | | | | | | | | | | | |
| | | | | | | | | | | | | |

(Image #2)

The categories of name, date of birth, hours ordered and hours completed were entered on a case by case basis, but the remaining categories included drop down boxes for NDCCA members to select from to ensure a level of cohesiveness. The drop down selections for the categories were:

| Gender | Ethnicity | Education Level | Referral Source | Offense Level | Offense Category | Closure Status |
|--------|------------------------|----------------------|------------------|---------------|-------------------|----------------|
| Female | Not Disclosed | < High School | District Court | Misdemeanor | Alcohol | Buy Out |
| Male | African American/Black | High School | Municipal Court | Felony | DUI | Open |
| | Asian | GED | Parole/Probation | | Drugs | Successful |
| | Caucasian | Some College | Drug Court | | Sex Offense | Unsuccessful |
| | Hispanic | Associates/Technical | | | Theft of Property | |
| | Native American | College Grad. | | | Violent | |
| | Other | Graduate + | | | Other | |

(Image #3)

Collection

The study had a collection period of twelve months during which NDCCA members entered the targeted information. Only participants who enrolled in the community service programs were entered into the Excel spreadsheets; if a client was referred to a community service program but did not enroll then their data was not collected. The collection period to enter enrolled participants began on January 1, 2017 and went through December 31, 2017; no participants were entered into the spreadsheet if their enrollment date occurred after December 31, 2017.

The NDCCA determined that a three month grace period after December 31, 2017 would be utilized to allow for more thorough data collection; especially, for those participants who did not enroll in the community service programs until December 2017. NDCCA members were asked to review their spreadsheets and enter the number of community service hours completed and closure status of each participant as either buyout, open, successful or unsuccessful as of March 31, 2018. The determination of *successful* or *unsuccessful* was based on whether or not the participant completed their ordered community service as of March 31, 2018. However, if a participant was still working their community service hours as of March 31, 2018 or if their deadline had not been reached by that date then the closure status was identified as *open*. If the client was allowed to pay off (buy out) their community service hours, then the closure status was identified as *buyout*. At this point, the only category domain not addressed was "Has Recidivism Occurred?"

Following the end of the collection period, the study then was placed in a one year resting period (January 1, 2018 through December 31, 2018) where no action was taken as that had been deemed the "recidivism"/"resting" period. At the conclusion of the recidivism period, NDCCA members were directed to utilize the North Dakota Courts Records Inquiry website (<http://publicsearch.ndcourts.gov>) to check if a participant was *convicted* of a criminal offense after the conclusion of their case (identified in the NDCCA 2017 Recidivism Study) or within the recidivism period. If a participant had been convicted of a subsequent criminal offense, then "Yes" was selected under the "Has Recidivism Occurred?" domain. If a participant had not been convicted of a subsequent criminal offense, then "No" was selected under the "Has Recidivism Occurred?" domain.

III. NDCCA Regional Statistics Based on Collected Data

Please see the following pages which contain the calculated/categorized statistics for the **North Dakota Community Corrections Association**.

**All percentages documented in the statistics have been rounded to the nearest whole value.*

Barnes County Community Service (Valley City)

Demographics & Offense Details

Total Number of Clients = 80

Gender

| | |
|--------|----|
| Male | 48 |
| Female | 32 |



Ethnicity

| | |
|------------------------|----|
| Not Disclosed | 0 |
| African-American/Black | 2 |
| Asian | 0 |
| Caucasian | 72 |
| Hispanic | 4 |
| Native American | 1 |
| Other | 1 |

Education Level

| | |
|----------------------|----|
| < High School | 10 |
| High School | 26 |
| GED | 3 |
| Some College | 37 |
| Associates/Technical | 1 |
| College Graduate | 1 |
| Graduate Plus | 1 |
| Not Disclosed | 1 |

Referral Source

| | |
|-----------------|----|
| District Court | 28 |
| Municipal Court | 49 |
| Probation | 1 |
| Drug Court | 2 |

Offense Category

| | |
|-------------------|----|
| Alcohol | 42 |
| DUI | 5 |
| Drugs | 14 |
| Sex Offense | 0 |
| Theft of Property | 5 |
| Violent | 4 |
| Other | 10 |

Offense Level

| | |
|-------------|----|
| Felony | 3 |
| Misdemeanor | 77 |

Closure Status

| | |
|--------------|----|
| Buy Out | 3 |
| Open | 1 |
| Successful | 64 |
| Unsuccessful | 12 |



Did Recidivism Occur?

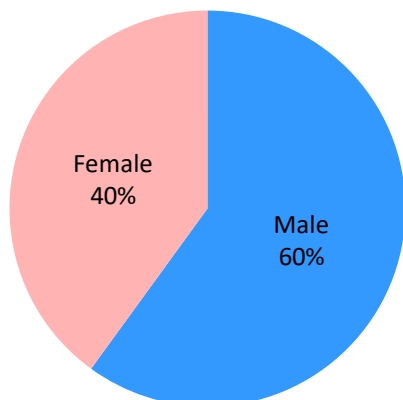
| | |
|-----|----|
| Yes | 7 |
| No | 73 |

Community Service Hours

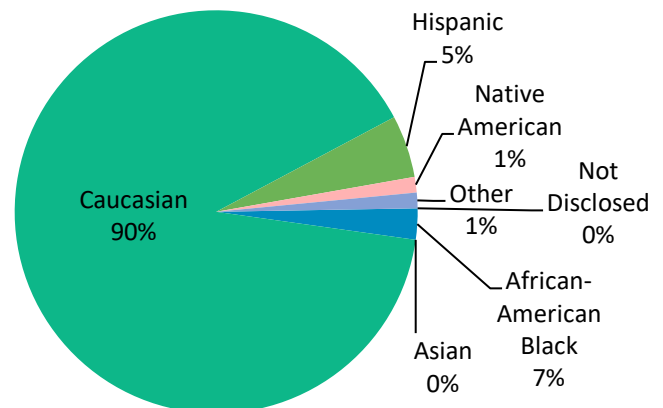
| | | |
|-----------------------------|---------|----------------------------------|
| Total Number Hours Ordered | 2,206 | Percentage of Total Hours |
| Number of Hours Bought Out | 86 | 4% |
| Number of Hours Completed | 1,676.6 | 76% |
| Number of Hours Uncompleted | 443.4 | 20% |

The following graphs show the breakdown of the total number of clients for each category.

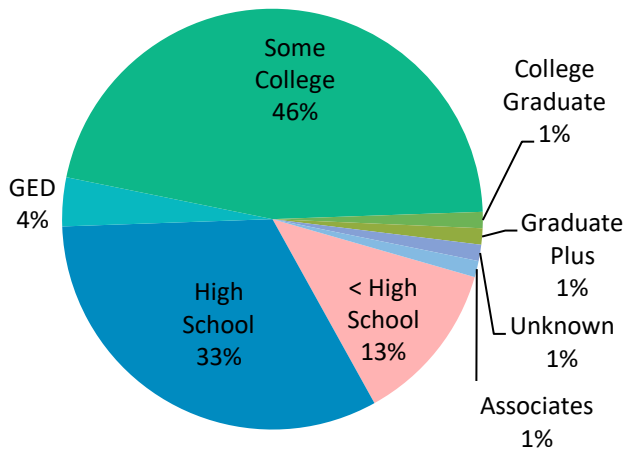
Gender



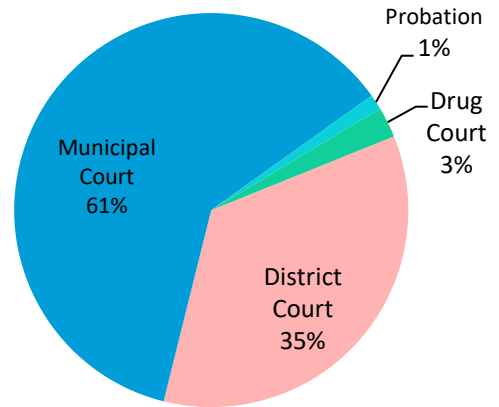
Ethnicity



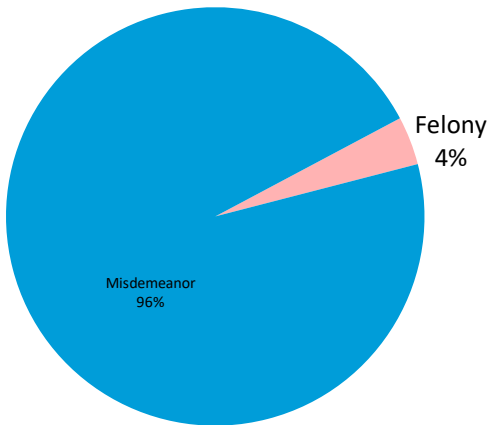
Education



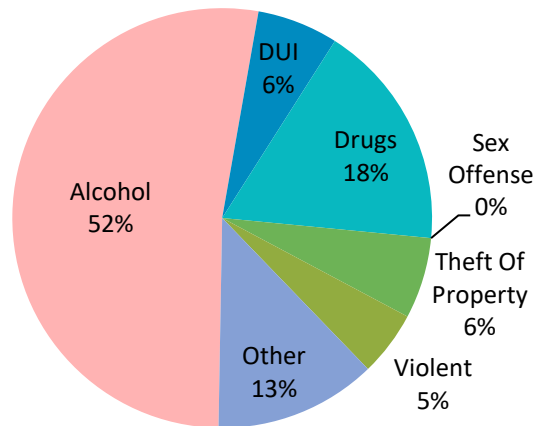
Referral Source



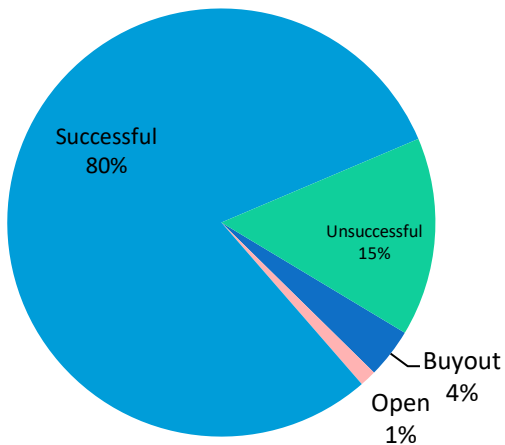
Offense Level



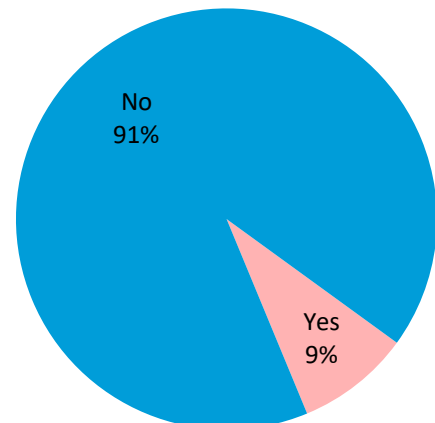
Offense Category



Closure Status



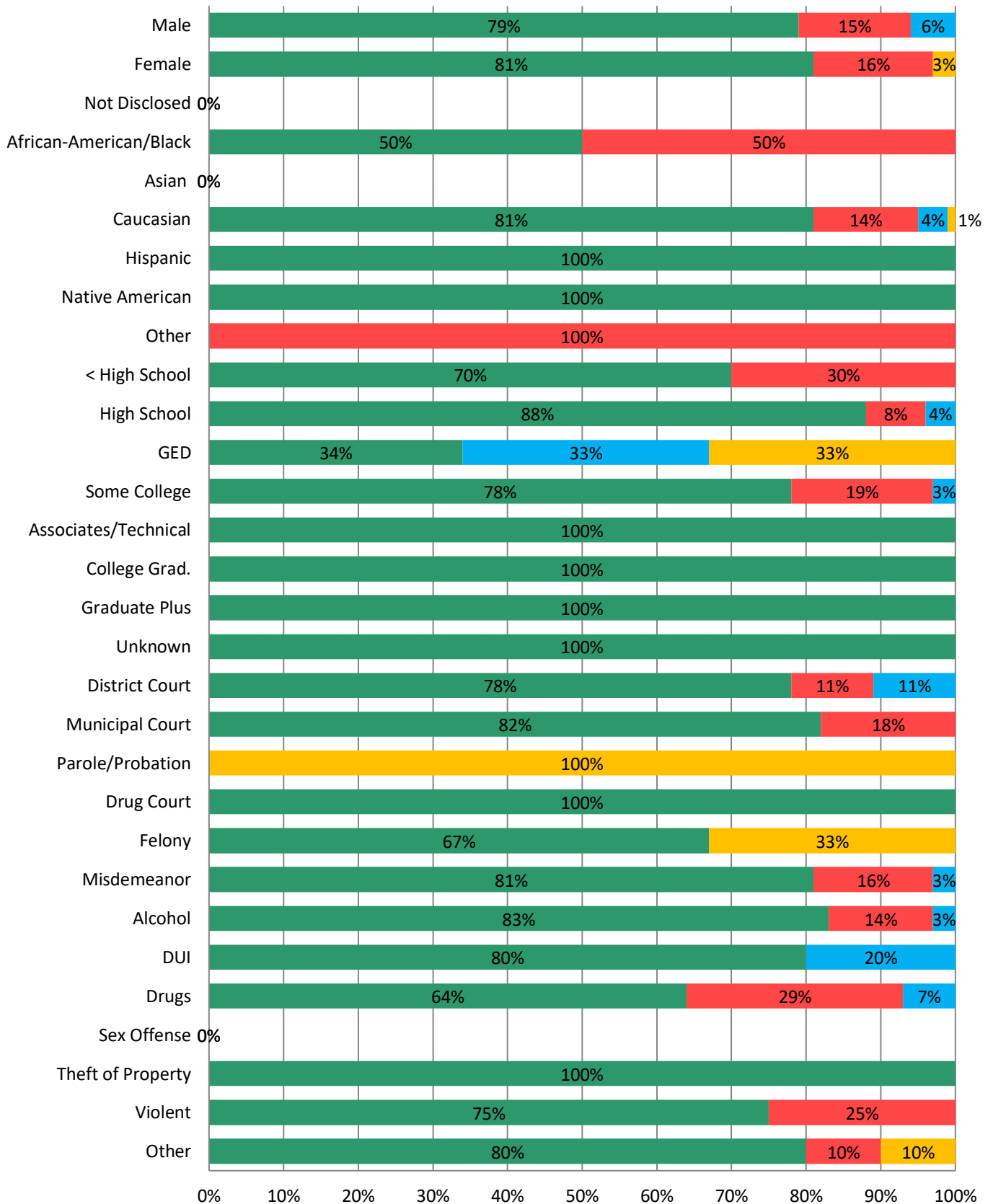
Did Recidivism Occur?



Closure Status of Category Domains

Barnes County Community Service

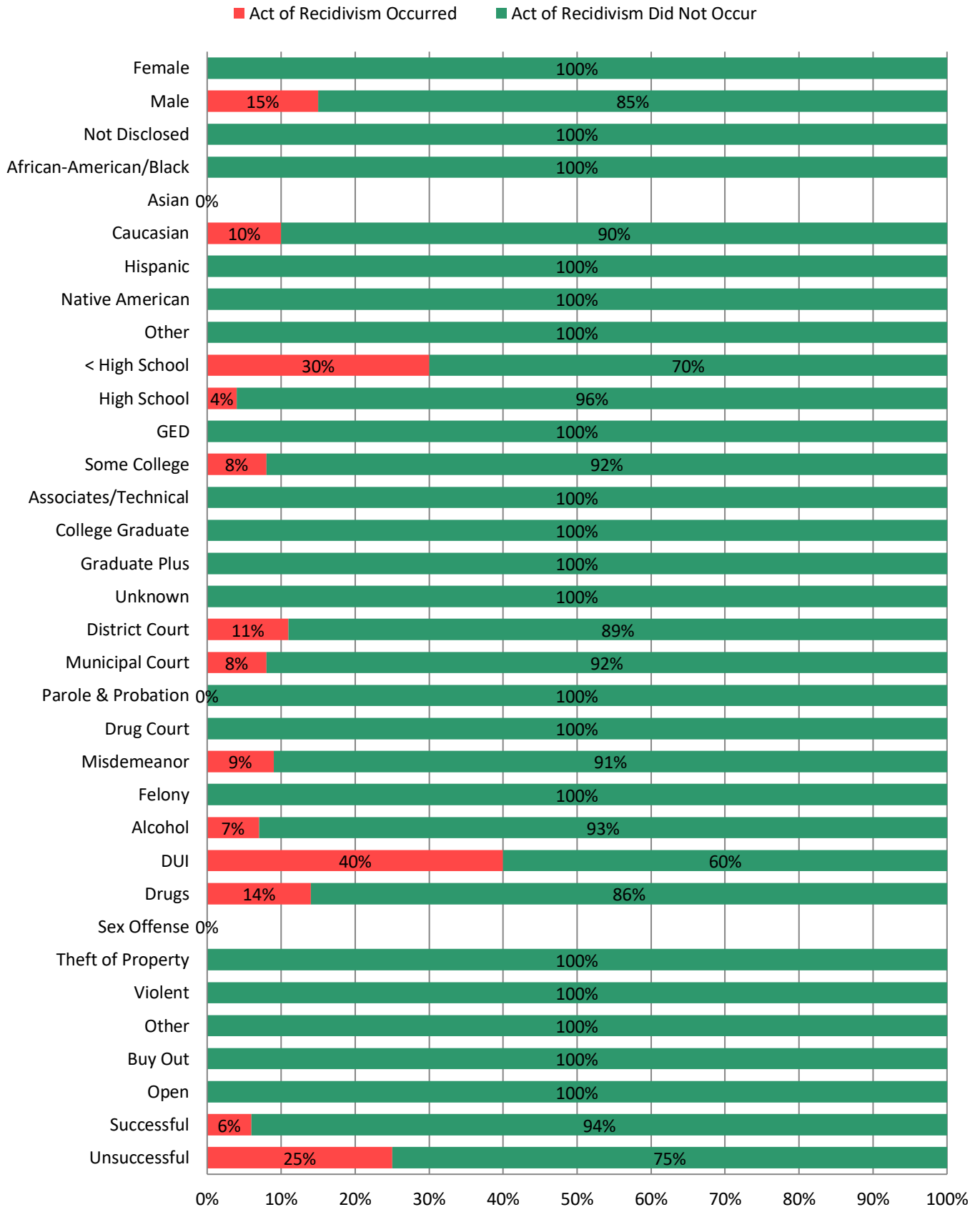
Successful Unsuccessful Buyout Open



Recidivism Status of Category Domains

Act of Recidivism Occurred Vs. Act of Recidivism Did Not Occur

Barnes County Community Service



Centre, Inc. – Community Service Program (Bismarck)

Demographics & Offense Details

Total Number of Clients = 331

Gender

| | |
|--------|-----|
| Male | 196 |
| Female | 135 |



Ethnicity

| | |
|------------------------|-----|
| Not Disclosed | 1 |
| African-American/Black | 15 |
| Asian | 2 |
| Caucasian | 273 |
| Hispanic | 6 |
| Native American | 33 |
| Other | 1 |

Education Level

| | |
|----------------------|-----|
| < High School | 43 |
| High School | 89 |
| GED | 23 |
| Some College | 106 |
| Associates/Technical | 38 |
| College Graduate | 27 |
| Graduate Plus | 4 |
| Not Disclosed | 1 |

Referral Source

| | |
|-----------------|-----|
| District Court | 211 |
| Municipal Court | 51 |
| Probation | 47 |
| Drug Court | 22 |

Offense Category

| | |
|-------------------|-----|
| Alcohol | 80 |
| DUI | 43 |
| Drugs | 82 |
| Sex Offense | 1 |
| Theft of Property | 9 |
| Violent | 10 |
| Other | 106 |

Offense Level

| | |
|-------------|-----|
| Felony | 80 |
| Misdemeanor | 251 |

Closure Status

| | |
|--------------|-----|
| Buy Out | 2 |
| Open | 1 |
| Successful | 264 |
| Unsuccessful | 64 |



Did Recidivism Occur?

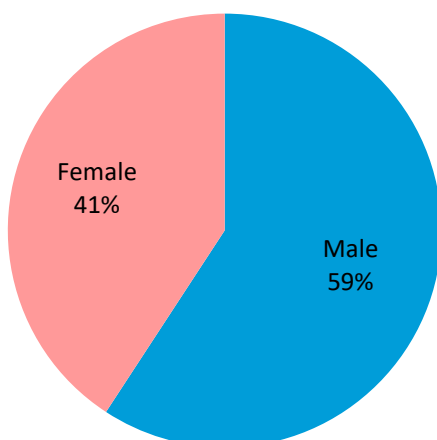
| | |
|-----|-----|
| Yes | 97 |
| No | 234 |

Community Service Hours

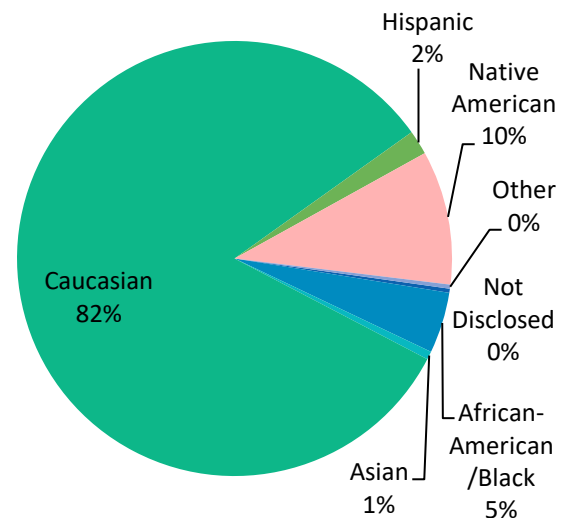
| | | |
|-----------------------------|----------|----------------------------------|
| Total Number Hours Ordered | 9,338 | Percentage of Total Hours |
| Number of Hours Bought Out | 50 | <1% |
| Number of Hours Completed | 7,141.90 | 76% |
| Number of Hours Uncompleted | 2,146.10 | 23% |

The following graphs show the breakdown of the total number of clients for each category.

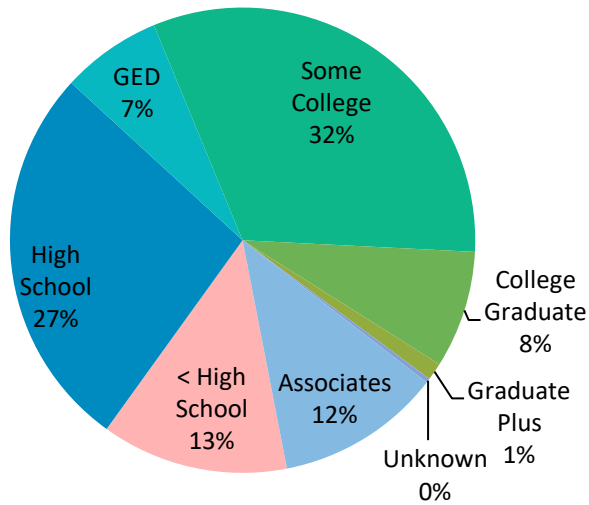
Gender



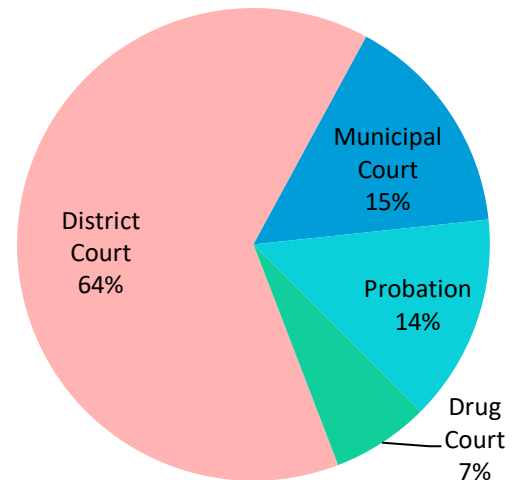
Ethnicity



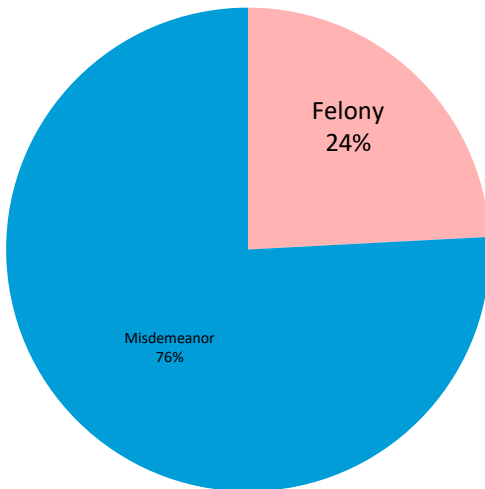
Education



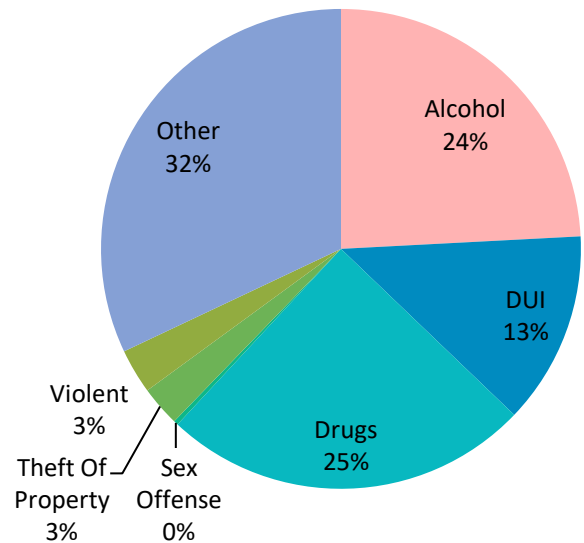
Referral Source



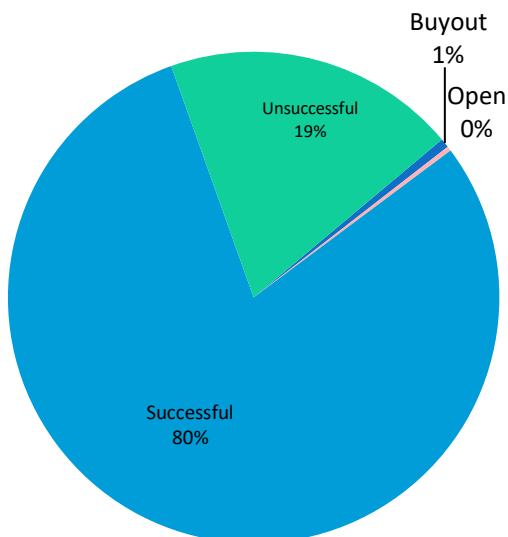
Offense Level



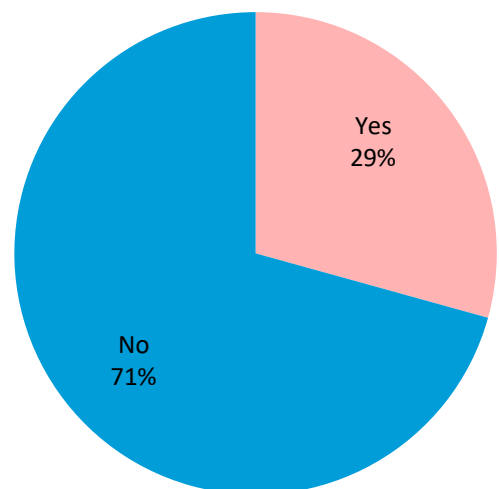
Offense Category



Closure Status



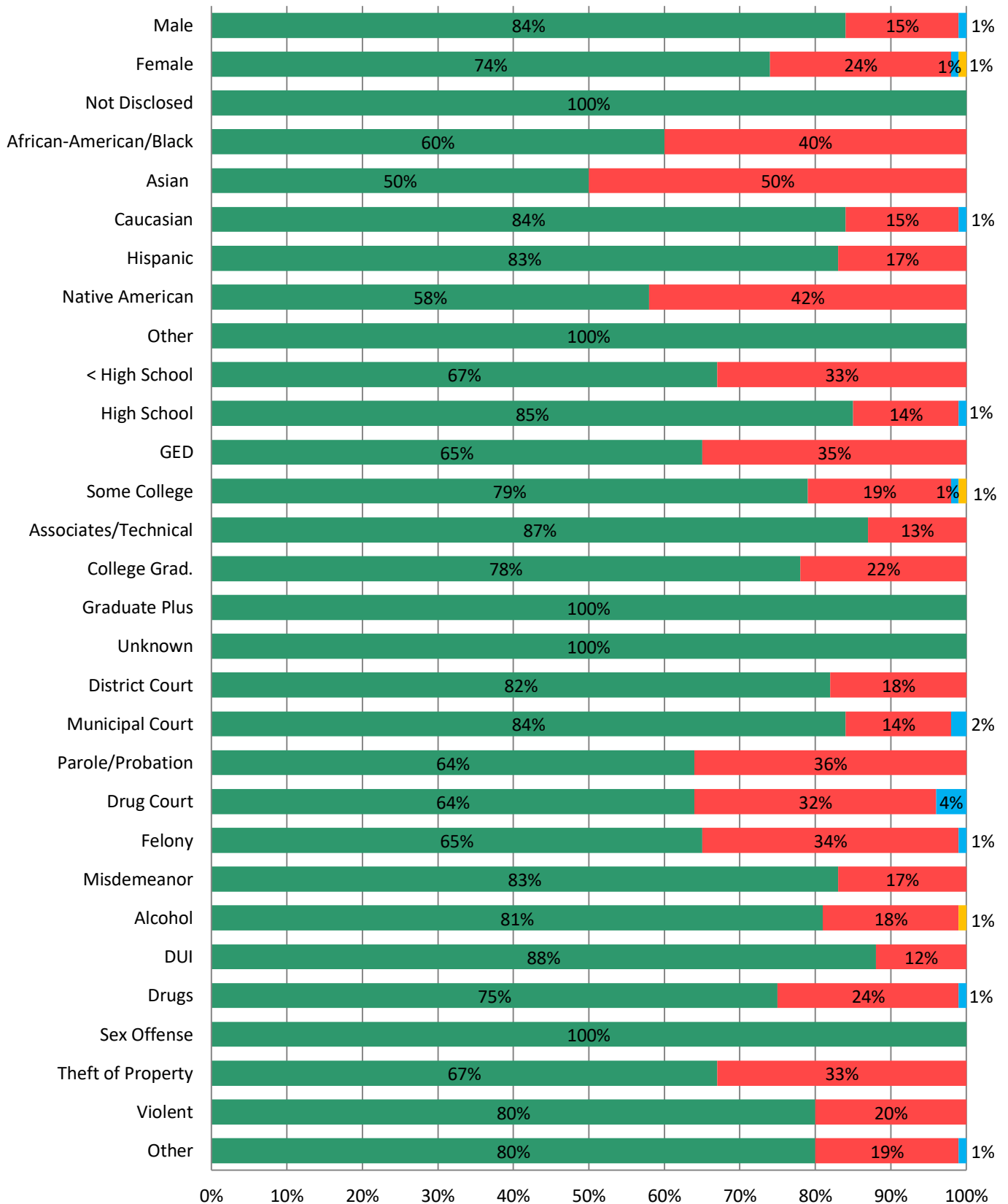
Did Recidivism Occur?



Closure Status of Category Domains

Centre, Inc. / Bismarck

Successful Unsuccessful Buyout Open

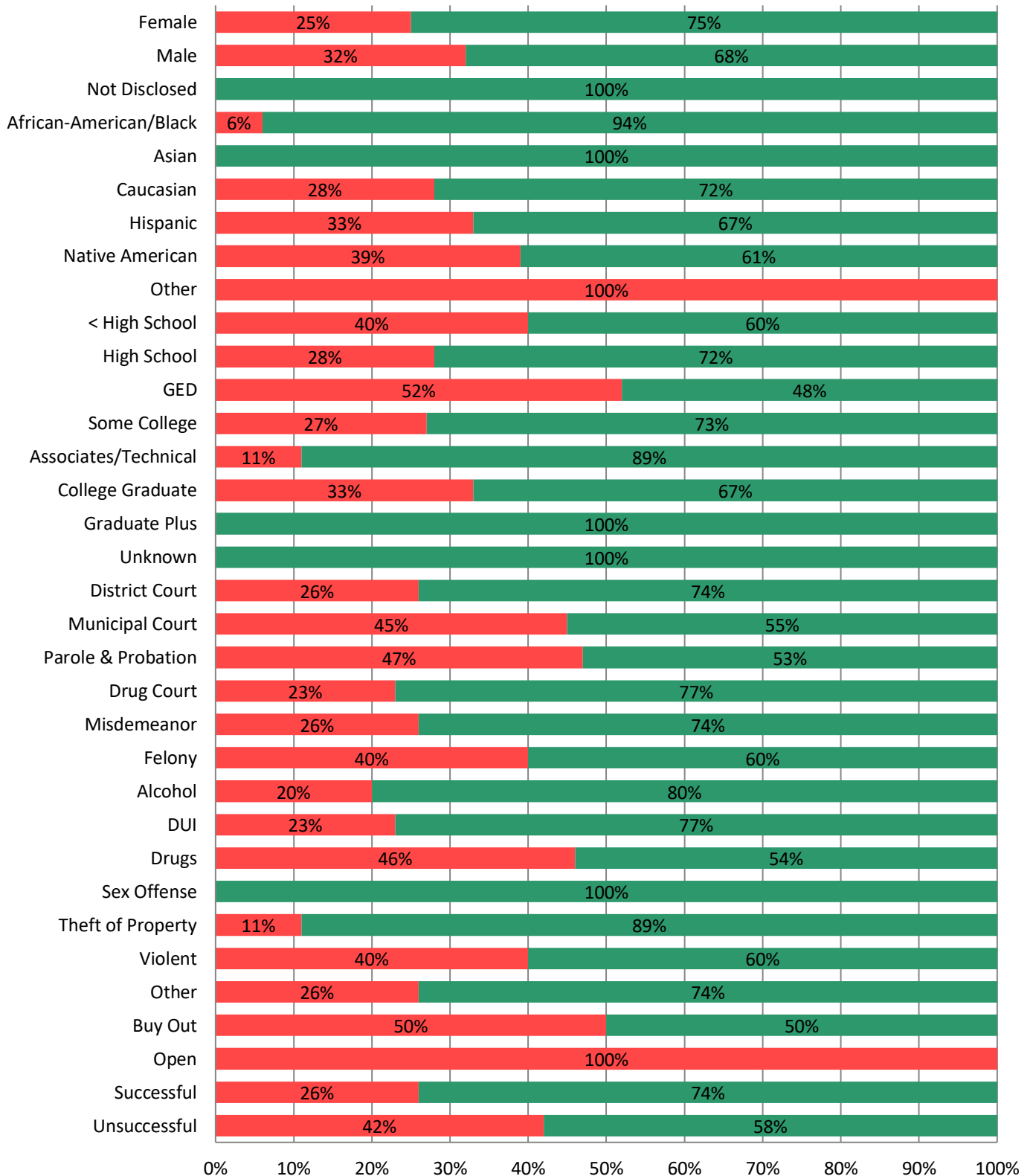


Recidivism Status of Category Domains

Act of Recidivism Occurred Vs. Act of Recidivism Did Not Occur

Centre, Inc. / Bismarck

Act of Recidivism Occurred Act of Recidivism Did Not Occur



Dickinson Regional Community Service

Demographics & Offense Details

Total Number of Clients = 20

Gender

| | |
|--------|----|
| Male | 11 |
| Female | 9 |



Ethnicity

| | |
|------------------------|----|
| Not Disclosed | 0 |
| African-American/Black | 3 |
| Asian | 0 |
| Caucasian | 15 |
| Hispanic | 0 |
| Native American | 2 |
| Other | 0 |

Education Level

| | |
|----------------------|---|
| < High School | 5 |
| High School | 6 |
| GED | 1 |
| Some College | 5 |
| Associates/Technical | 2 |
| College Graduate | 0 |
| Graduate Plus | 0 |
| Not Disclosed | 1 |

Referral Source

| | |
|-----------------|----|
| District Court | 5 |
| Municipal Court | 15 |
| Probation | 0 |
| Drug Court | 0 |

Offense Category

| | |
|-------------------|---|
| Alcohol | 2 |
| DUI | 2 |
| Drugs | 4 |
| Sex Offense | 0 |
| Theft of Property | 4 |
| Violent | 2 |
| Other | 6 |

Offense Level

| | |
|-------------|----|
| Felony | 1 |
| Misdemeanor | 19 |

Closure Status

| | |
|--------------|---|
| Buy Out | 0 |
| Open | 4 |
| Successful | 9 |
| Unsuccessful | 7 |



Did Recidivism Occur?

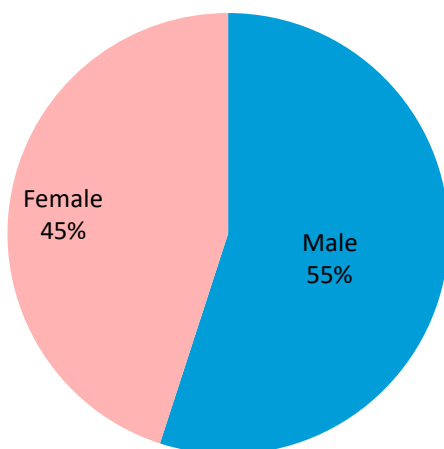
| | |
|-----|----|
| Yes | 11 |
| No | 9 |

Community Service Hours

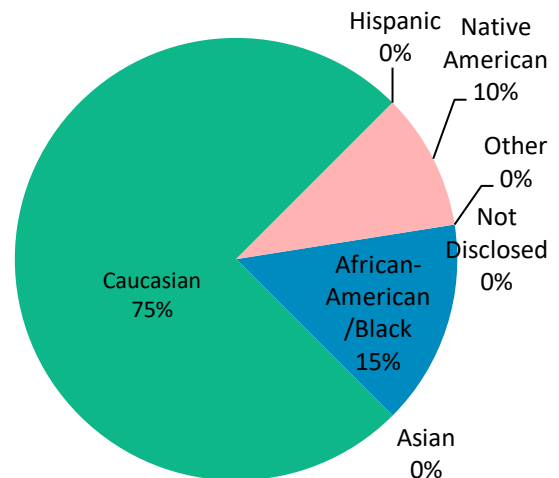
| | | |
|-----------------------------|----------|----------------------------------|
| Total Number Hours Ordered | 1,288 | Percentage of Total Hours |
| Number of Hours Bought Out | 0 | 0% |
| Number of Hours Completed | 281.75 | 22% |
| Number of Hours Uncompleted | 1,006.25 | 78% |

The following graphs show the breakdown of the total number of clients for each category.

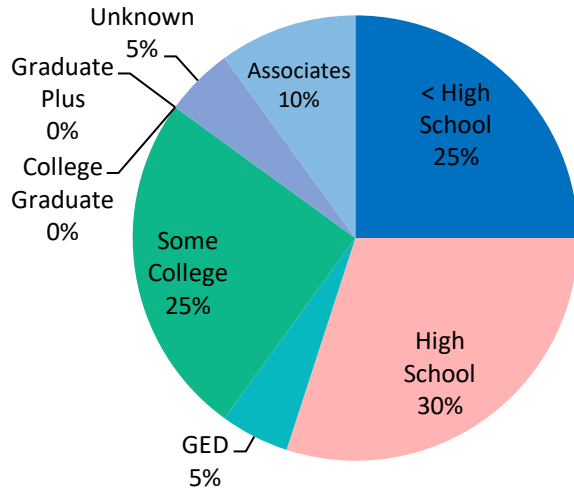
Gender



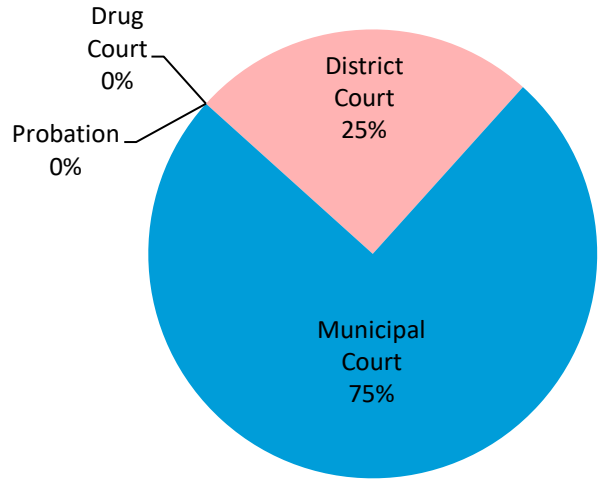
Ethnicity



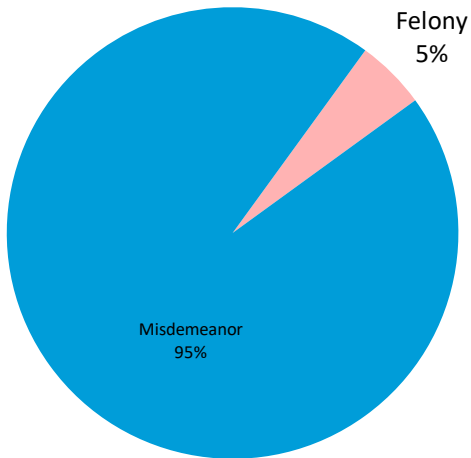
Education



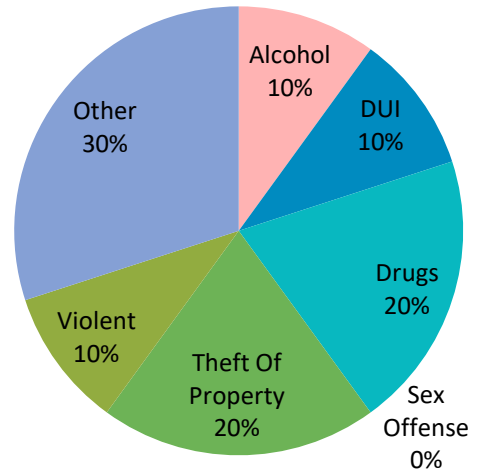
Referral Source



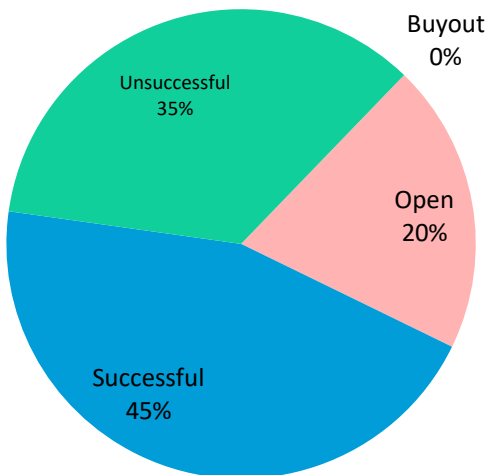
Offense Level



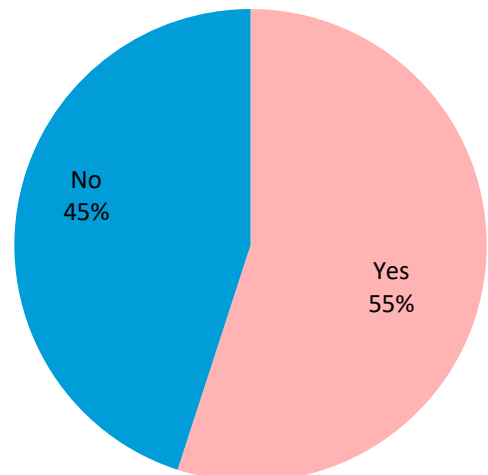
Offense Category



Closure Status



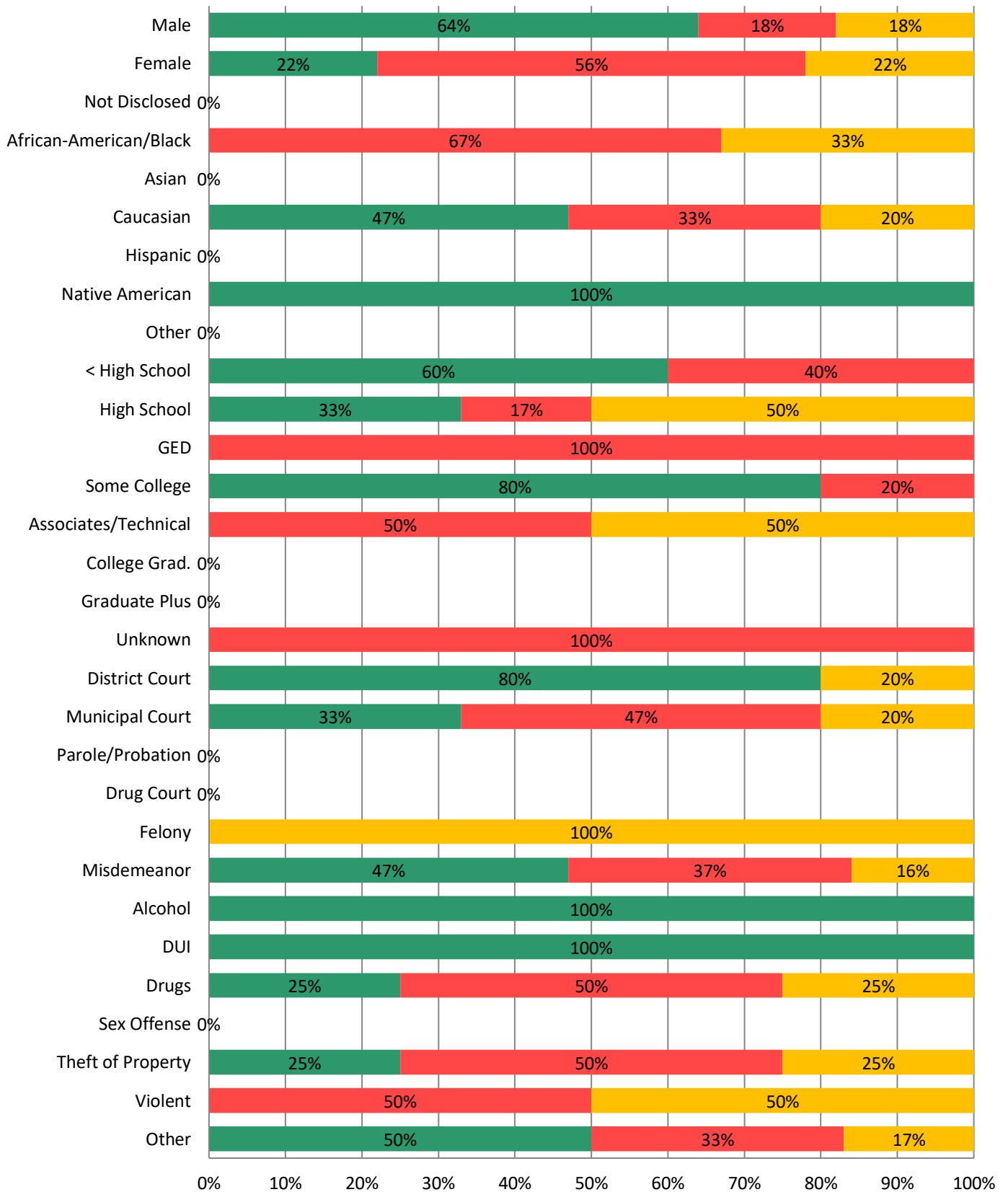
Did Recidivism Occur?



Closure Status of Category Domains

Dickinson Regional Community Service

Successful Unsuccessful Buyout Open



Recidivism Status of Category Domains

Act of Recidivism Occurred Vs. Act of Recidivism Did Not Occur

Dickinson Regional Community Service



Grand Forks Community Service & Restitution Program

Demographics & Offense Details

Total Number of Clients = 206

Gender

| | |
|--------|-----|
| Male | 145 |
| Female | 61 |



Ethnicity

| | |
|------------------------|-----|
| Not Disclosed | 0 |
| African-American/Black | 11 |
| Asian | 2 |
| Caucasian | 177 |
| Hispanic | 10 |
| Native American | 4 |
| Other | 2 |

Education Level

| | |
|----------------------|----|
| < High School | 17 |
| High School | 43 |
| GED | 17 |
| Some College | 97 |
| Associates/Technical | 8 |
| College Graduate | 18 |
| Graduate Plus | 3 |
| Not Disclosed | 3 |

Referral Source

| | |
|-----------------|-----|
| District Court | 159 |
| Municipal Court | 40 |
| Probation | 5 |
| Drug Court | 2 |

Offense Category

| | |
|-------------------|----|
| Alcohol | 43 |
| DUI | 43 |
| Drugs | 38 |
| Sex Offense | 0 |
| Theft of Property | 16 |
| Violent | 10 |
| Other | 56 |

Offense Level

| | |
|-------------|-----|
| Felony | 22 |
| Misdemeanor | 184 |

Closure Status

| | |
|--------------|-----|
| Buy Out | 0 |
| Open | 28 |
| Successful | 140 |
| Unsuccessful | 38 |



Did Recidivism Occur?

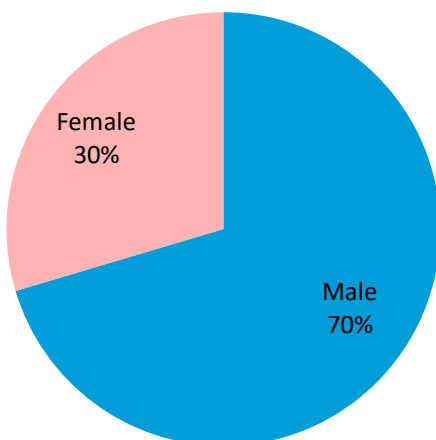
| | |
|-----|-----|
| Yes | 58 |
| No | 148 |

Community Service Hours

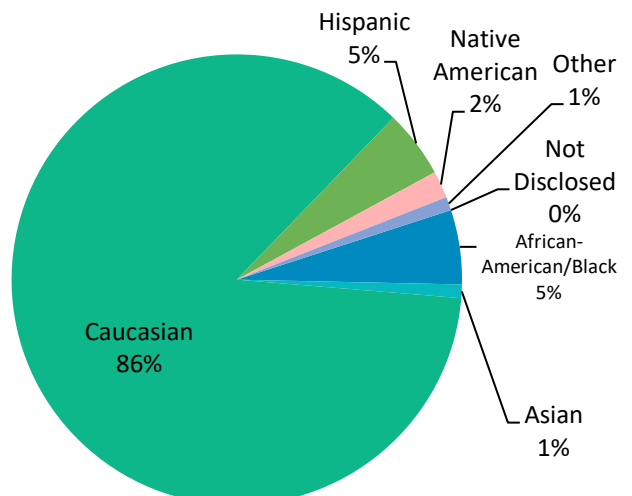
| | | |
|-----------------------------|----------|----------------------------------|
| Total Number Hours Ordered | 9,393.62 | Percentage of Total Hours |
| Number of Hours Bought Out | 0 | 0% |
| Number of Hours Completed | 5,654.21 | 60% |
| Number of Hours Uncompleted | 3,739.41 | 40% |

The following graphs show the breakdown of the total number of clients for each category.

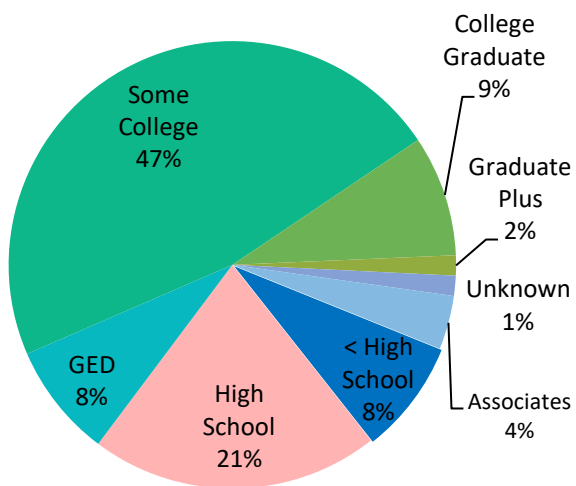
Gender



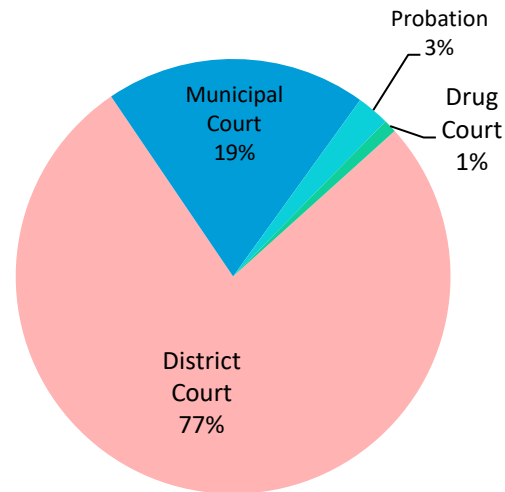
Ethnicity



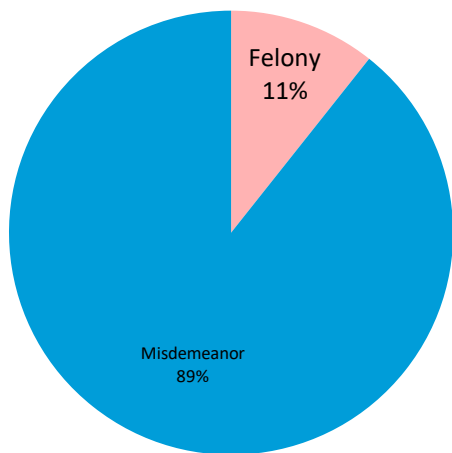
Education



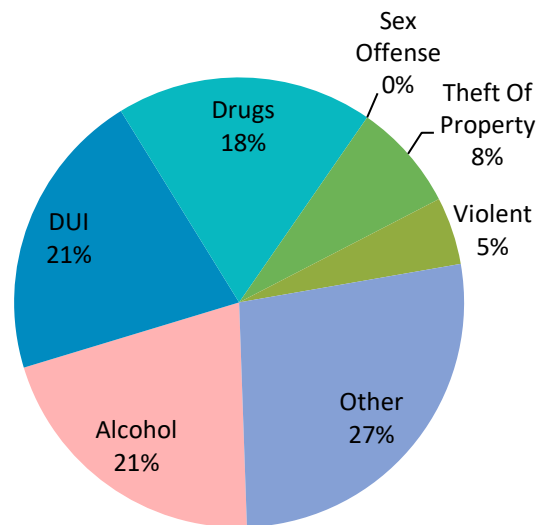
Referral Source



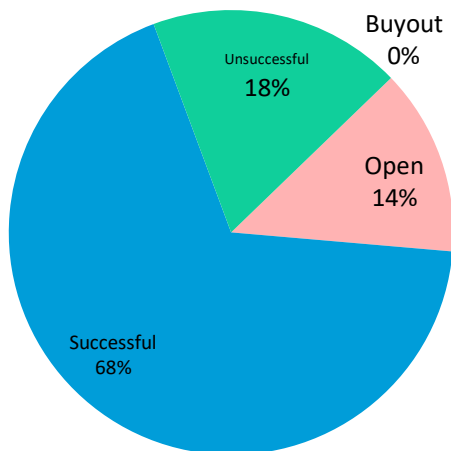
Offense Level



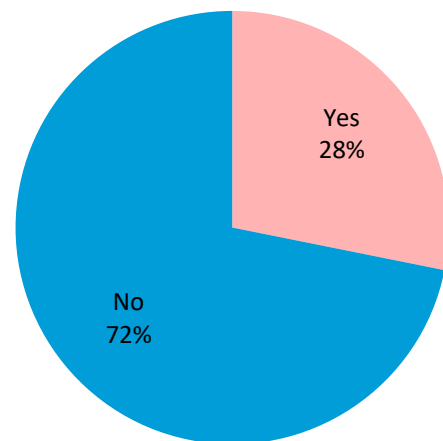
Offense Category



Closure Status

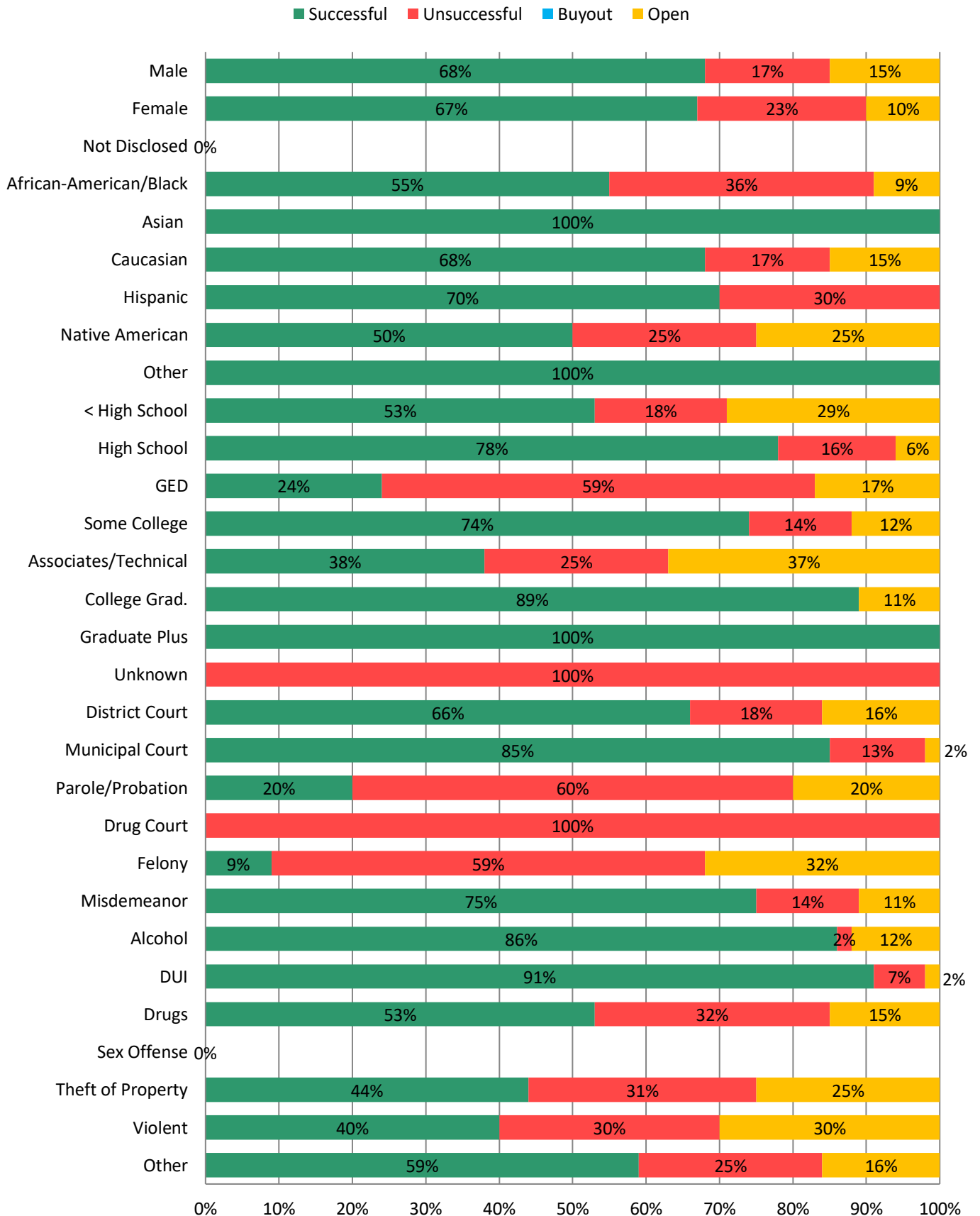


Did Recidivism Occur?



Closure Status of Category Domains

Grand Forks Community Service & Restitution Program

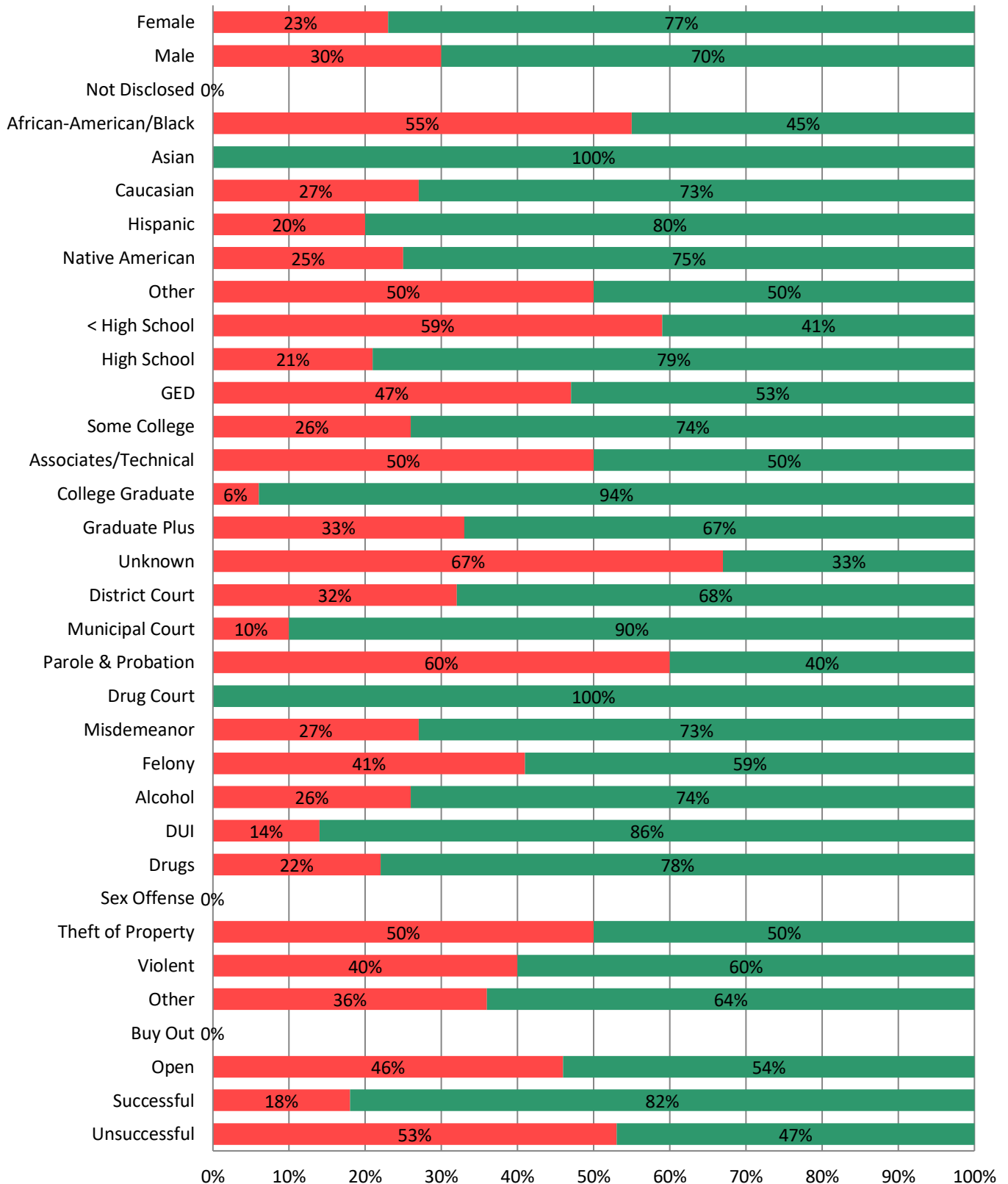


Recidivism Status of Category Domains

Act of Recidivism Occurred Vs. Act of Recidivism Did Not Occur

Grand Forks Community Service & Restitution Program

Act of Recidivism Occurred Act of Recidivism Did Not Occur



Heart of America Community Service Program (Rugby)

Demographics & Offense Details

Total Number of Clients = 98

Gender

| | |
|--------|----|
| Male | 74 |
| Female | 24 |



Ethnicity

| | |
|------------------------|----|
| Not Disclosed | 0 |
| African-American/Black | 1 |
| Asian | 0 |
| Caucasian | 67 |
| Hispanic | 1 |
| Native American | 29 |
| Other | 0 |

Education Level

| | |
|----------------------|----|
| < High School | 24 |
| High School | 33 |
| GED | 8 |
| Some College | 21 |
| Associates/Technical | 3 |
| College Graduate | 0 |
| Graduate Plus | 3 |
| Not Disclosed | 6 |

Referral Source

| | |
|-----------------|----|
| District Court | 88 |
| Municipal Court | 7 |
| Probation | 3 |
| Drug Court | 0 |

Offense Category

| | |
|-------------------|----|
| Alcohol | 40 |
| DUI | 2 |
| Drugs | 14 |
| Sex Offense | 0 |
| Theft of Property | 8 |
| Violent | 5 |
| Other | 29 |

Offense Level

| | |
|-------------|----|
| Felony | 6 |
| Misdemeanor | 92 |

Closure Status

| | |
|--------------|----|
| Buy Out | 0 |
| Open | 25 |
| Successful | 73 |
| Unsuccessful | 0 |



Did Recidivism Occur?

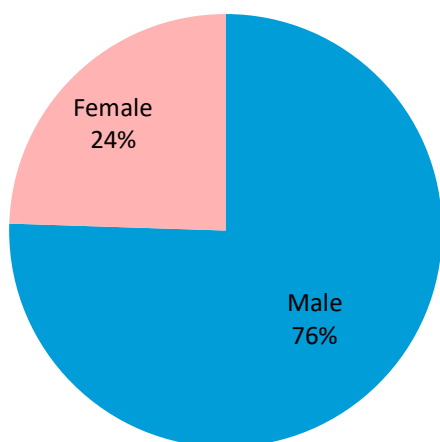
| | |
|-----|----|
| Yes | 29 |
| No | 69 |

Community Service Hours

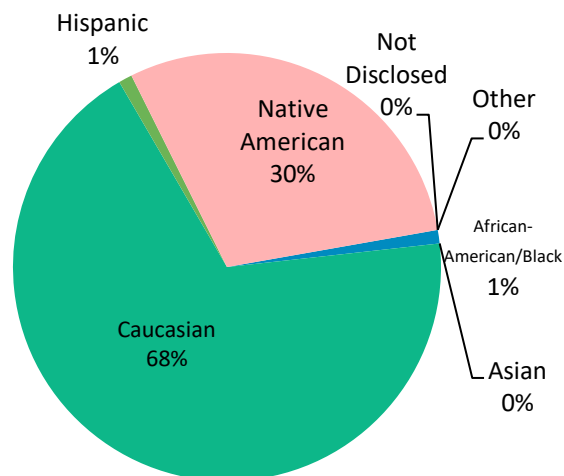
| | | |
|-----------------------------|----------|----------------------------------|
| Total Number Hours Ordered | 4,689.5 | Percentage of Total Hours |
| Number of Hours Bought Out | 0 | 0% |
| Number of Hours Completed | 2,820.75 | 60% |
| Number of Hours Uncompleted | 1,868.75 | 40% |

The following graphs show the breakdown of the total number of clients for each category.

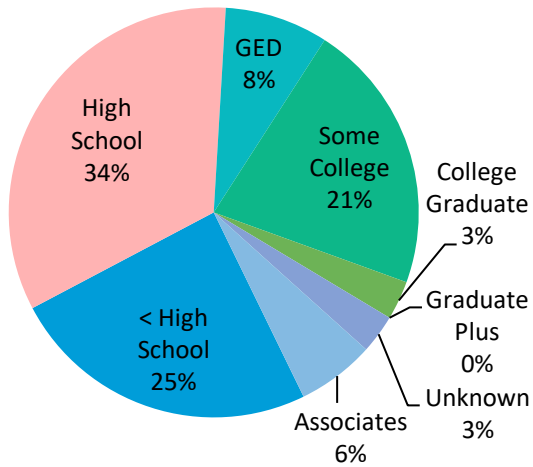
Gender



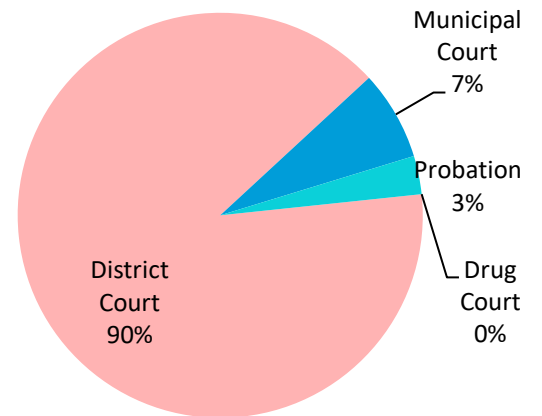
Ethnicity



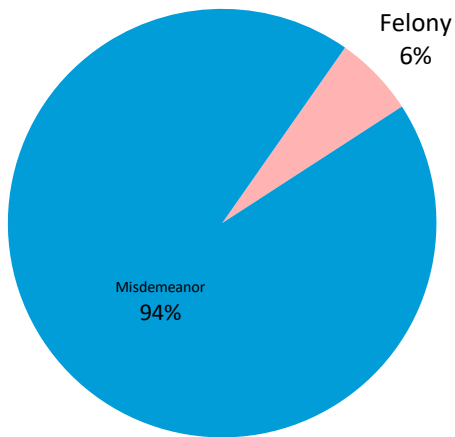
Education



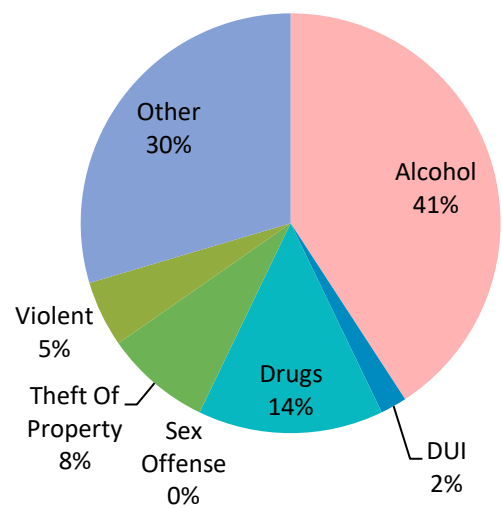
Referral Source



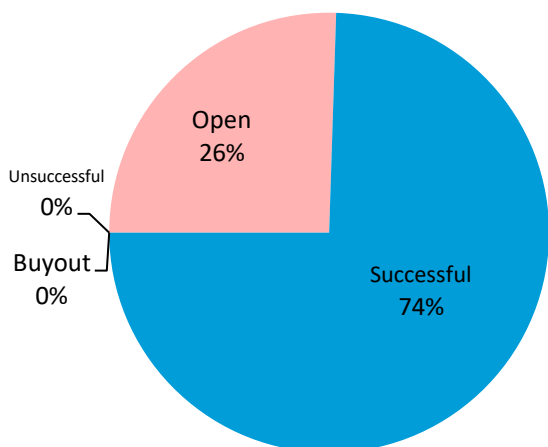
Offense Level



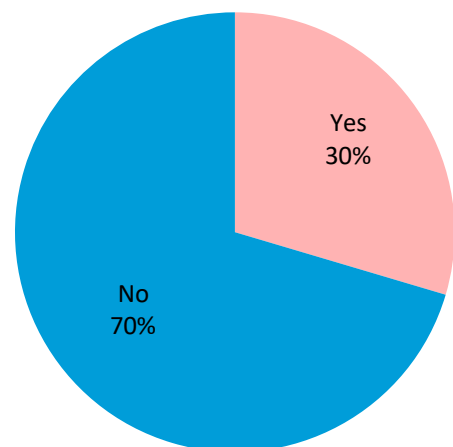
Offense Category



Closure Status



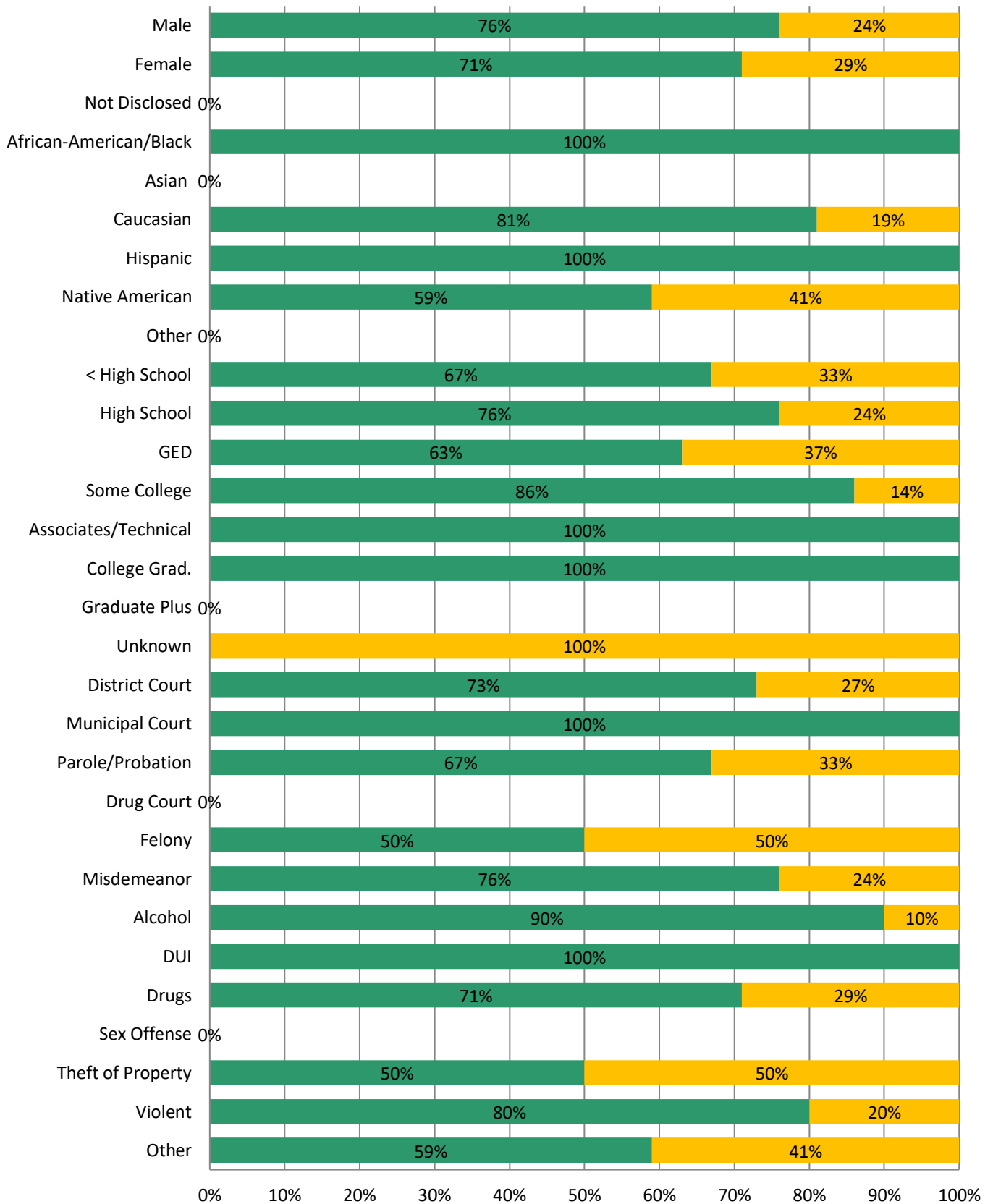
Did Recidivism Occur?



Closure Status of Category Domains

Heart of America Community Service Program

Successful Unsuccessful Buyout Open

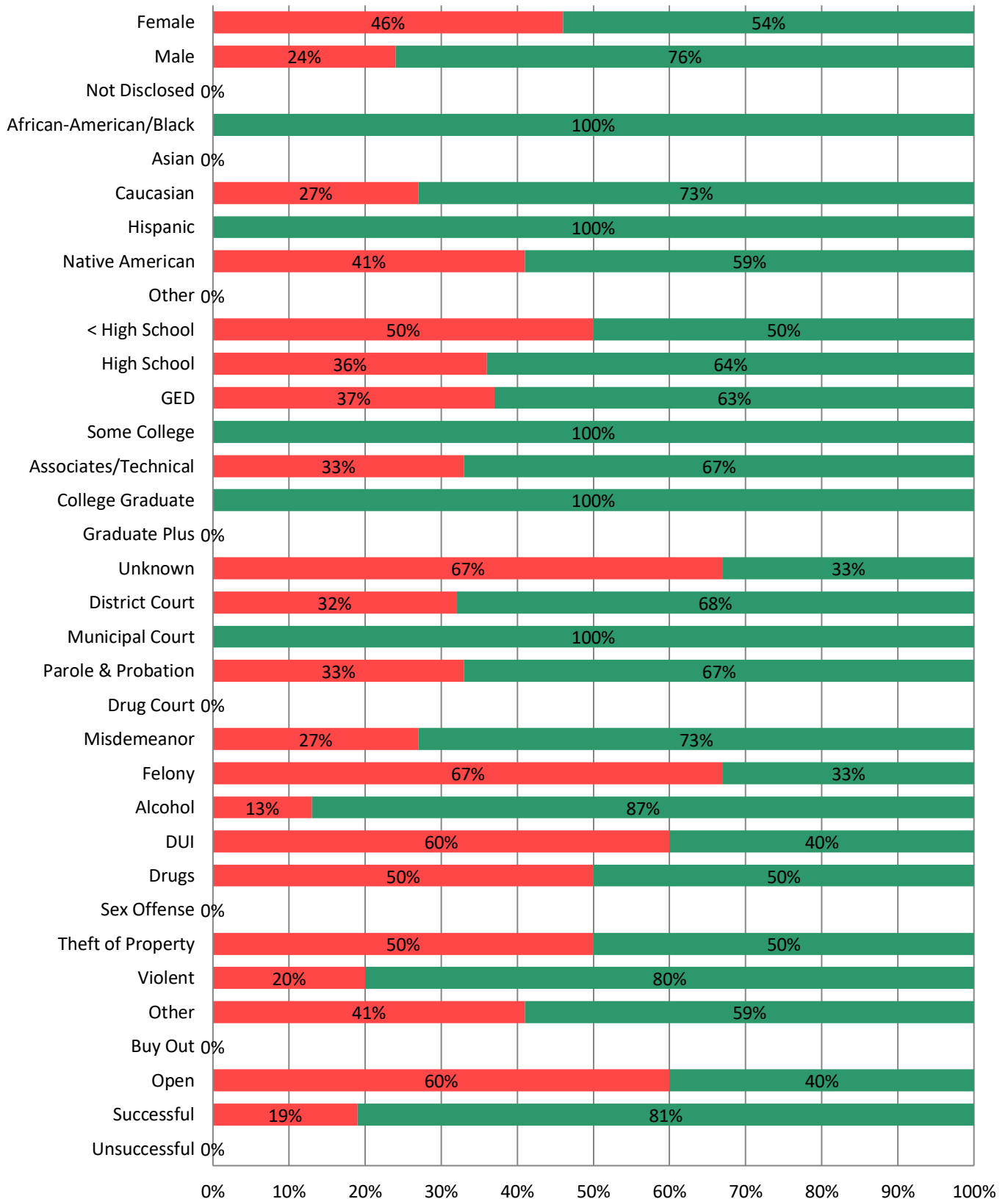


Recidivism Status of Category Domains

Act of Recidivism Occurred Vs. Act of Recidivism Did Not Occur

Heart of America Community Service Program / Rugby

Act of Recidivism Occurred Act of Recidivism Did Not Occur



Jamestown Community Corrections

Demographic & Offense Categories

Total Number of Clients = 150

Gender

| | |
|--------|----|
| Male | 98 |
| Female | 52 |



Ethnicity

| | |
|------------------------|-----|
| Not Disclosed | 11 |
| African-American/Black | 6 |
| Asian | 0 |
| Caucasian | 116 |
| Hispanic | 7 |
| Native American | 3 |
| Other | 7 |

Education Level

| | |
|----------------------|----|
| < High School | 14 |
| High School | 58 |
| GED | 14 |
| Some College | 34 |
| Associates/Technical | 0 |
| College Graduate | 1 |
| Graduate Plus | 0 |
| Not Disclosed | 29 |

Referral Source

| | |
|-----------------|-----|
| District Court | 101 |
| Municipal Court | 48 |
| Probation | 1 |
| Drug Court | 0 |

Offense Category

| | |
|-------------------|----|
| Alcohol | 47 |
| DUI | 5 |
| Drugs | 36 |
| Sex Offense | 0 |
| Theft of Property | 8 |
| Violent | 4 |
| Other | 50 |

Closure Status

| | |
|--------------|-----|
| Buy Out | 3 |
| Open | 11 |
| Successful | 126 |
| Unsuccessful | 10 |



Offense Level

| | |
|-------------|-----|
| Felony | 8 |
| Misdemeanor | 142 |

Did Recidivism Occur?

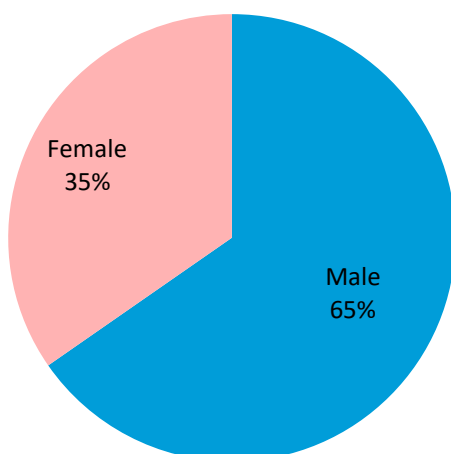
| | |
|-----|----|
| Yes | 55 |
| No | 95 |

Community Service Hours

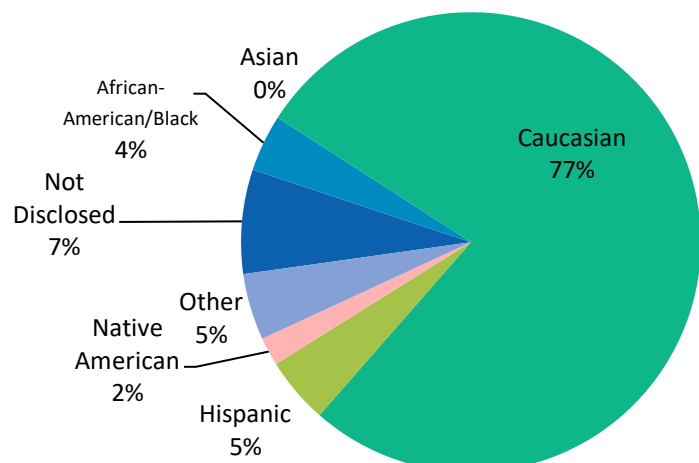
| | | |
|-----------------------------|----------|----------------------------------|
| Total Number Hours Ordered | 3,748.50 | Percentage of Total Hours |
| Number of Hours Bought Out | 122.80 | 3% |
| Number of Hours Completed | 3,135.30 | 84% |
| Number of Hours Uncompleted | 490.40 | 13% |

The following graphs show the breakdown of the total number of clients for each category.

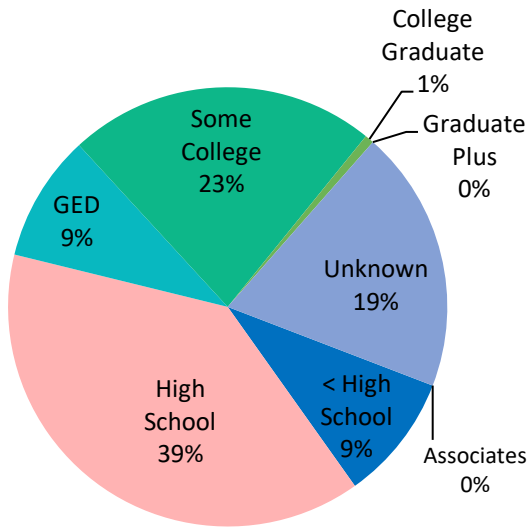
Gender



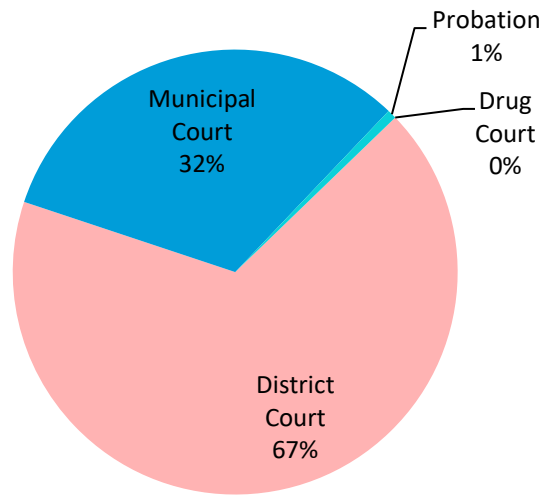
Ethnicity



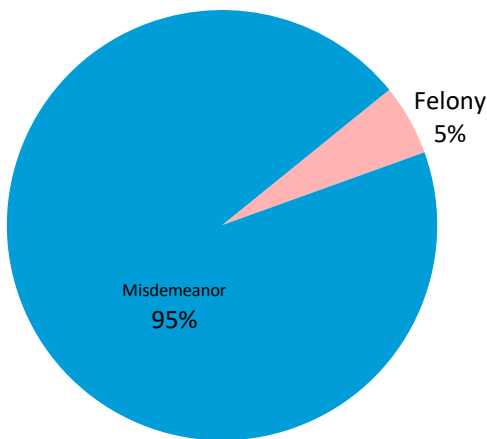
Education



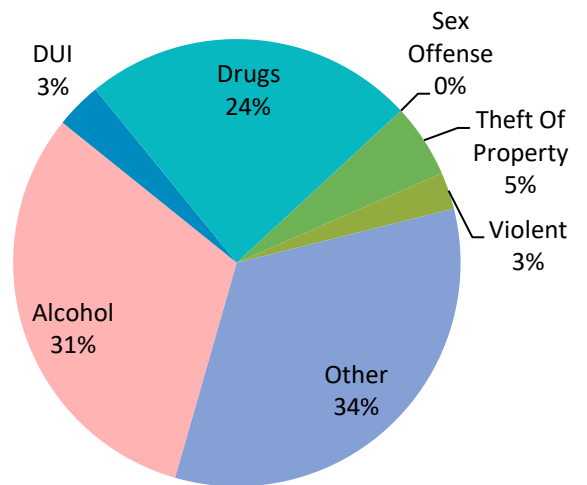
Referral Source



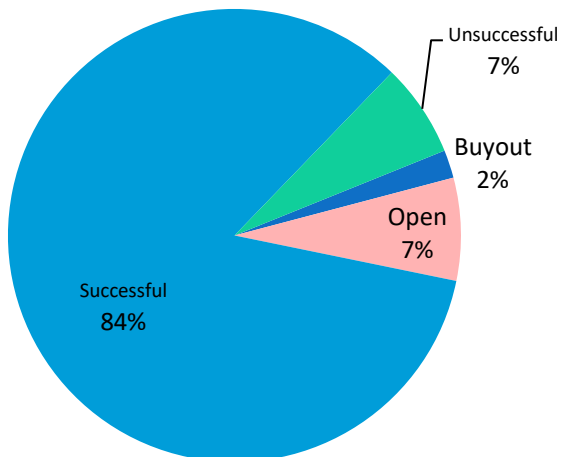
Offense Level



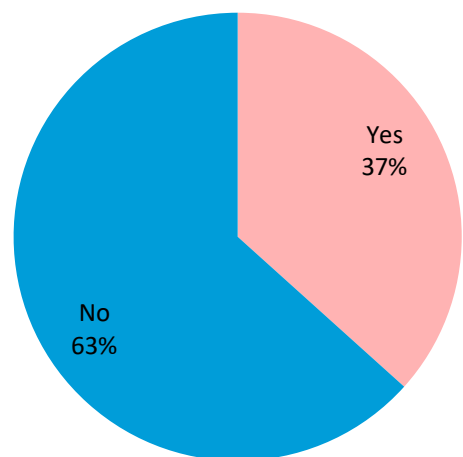
Offense Category



Closure Status



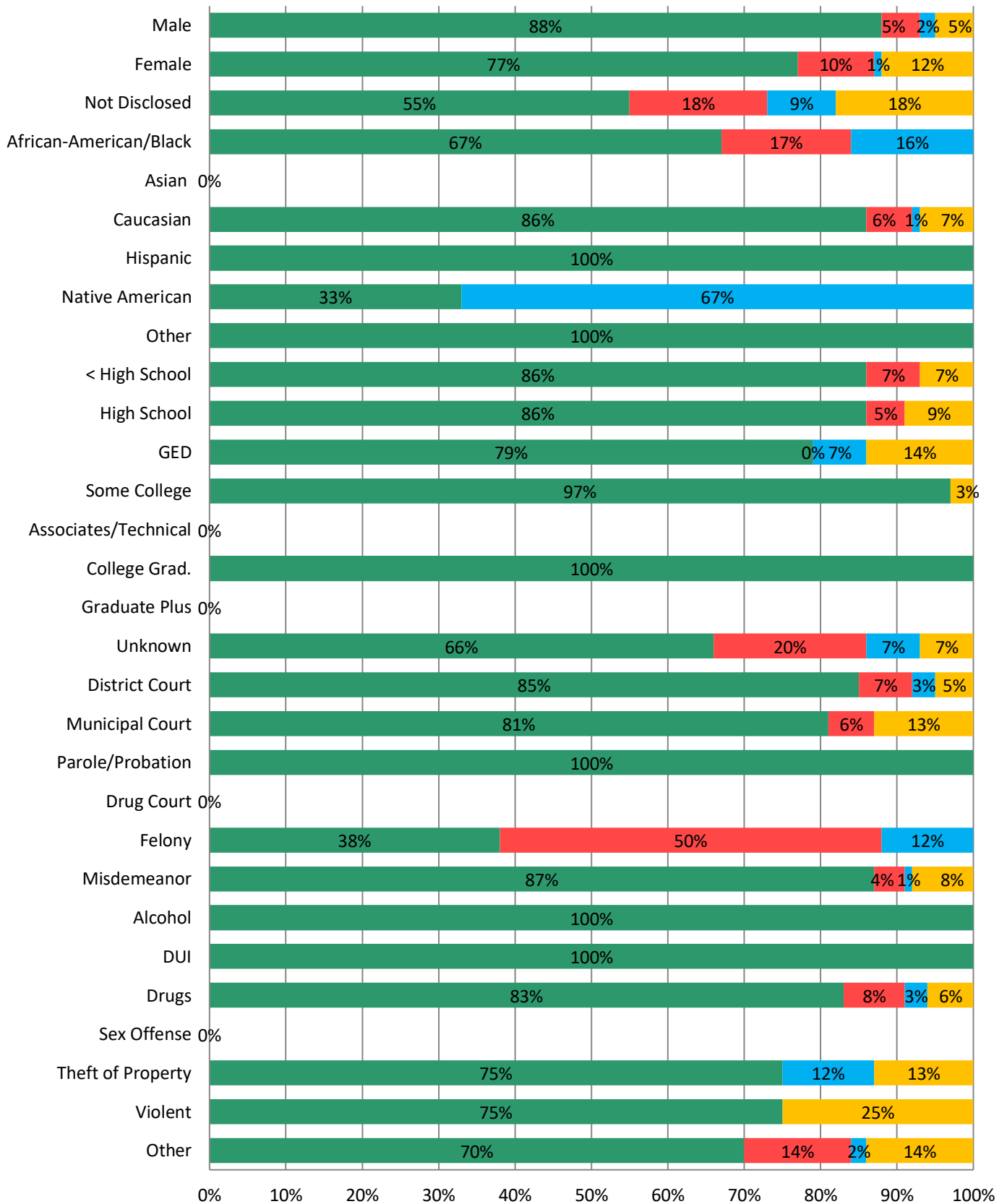
Did Recidivism Occur?



Closure Status of Category Domains

Jamestown Community Corrections

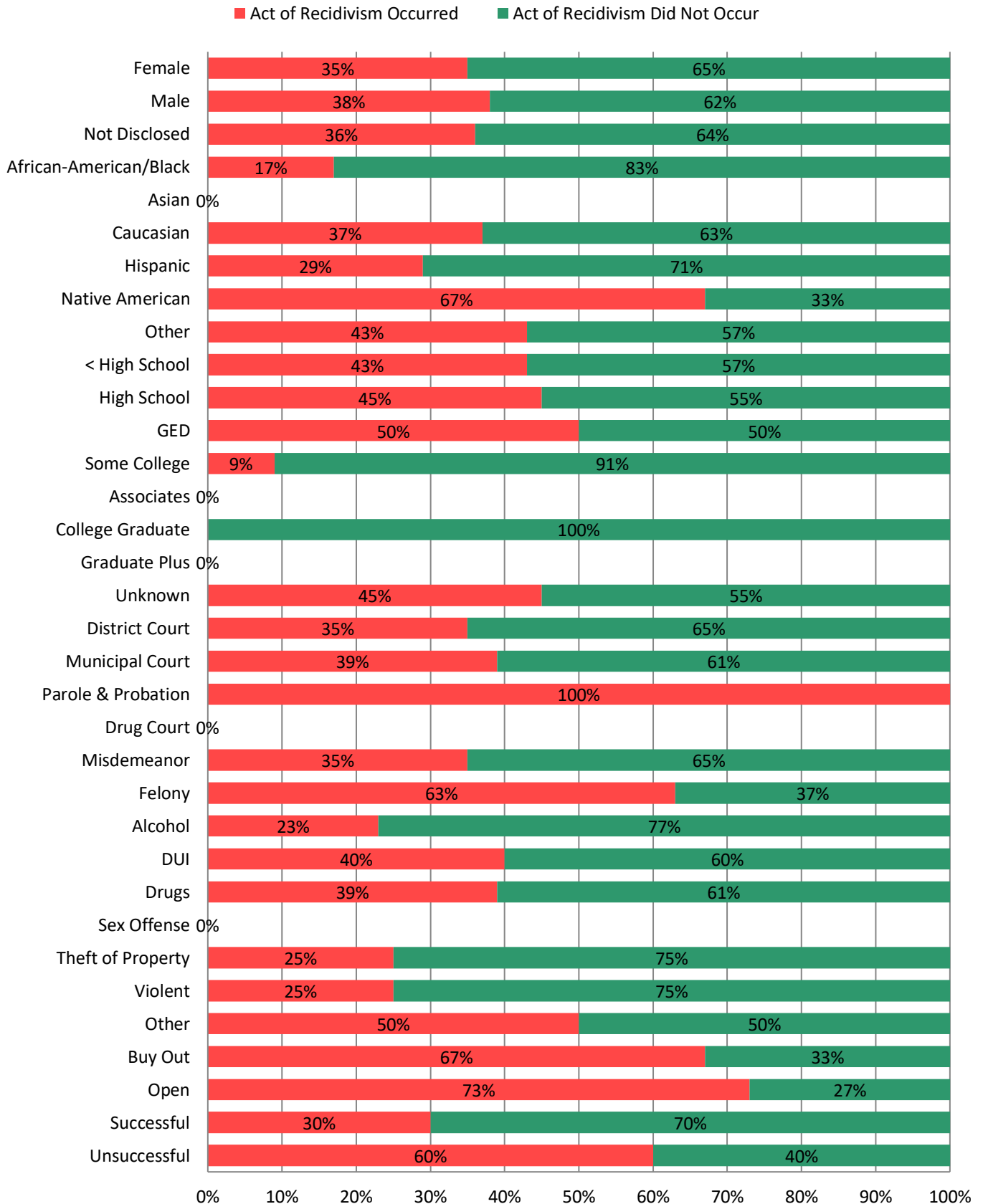
Successful Unsuccessful Buyout Open



Recidivism Status of Category Domains

Act of Recidivism Occurred Vs. Act of Recidivism Did Not Occur

Jamestown Community Corrections



Lake Region Community Service Program (Devils Lake)

Demographic & Offense Categories

Total Number of Clients = 46

Gender

| | |
|--------|----|
| Male | 25 |
| Female | 21 |



Ethnicity

| | |
|------------------------|----|
| Not Disclosed | 4 |
| African-American/Black | 0 |
| Asian | 0 |
| Caucasian | 21 |
| Hispanic | 0 |
| Native American | 21 |
| Other | 0 |

Education Level

| | |
|----------------------|----|
| < High School | 5 |
| High School | 9 |
| GED | 3 |
| Some College | 5 |
| Associates/Technical | 2 |
| College Graduate | 0 |
| Graduate Plus | 1 |
| Not Disclosed | 21 |

Referral Source

| | |
|-----------------|----|
| District Court | 21 |
| Municipal Court | 11 |
| Probation | 14 |
| Drug Court | 0 |

Offense Category

| | |
|-------------------|----|
| Alcohol | 5 |
| DUI | 10 |
| Drugs | 7 |
| Sex Offense | 1 |
| Theft of Property | 7 |
| Violent | 4 |
| Other | 12 |

Closure Status

| | |
|--------------|----|
| Buy Out | 0 |
| Open | 10 |
| Successful | 19 |
| Unsuccessful | 17 |



Offense Level

| | |
|-------------|----|
| Felony | 16 |
| Misdemeanor | 30 |

Did Recidivism Occur?

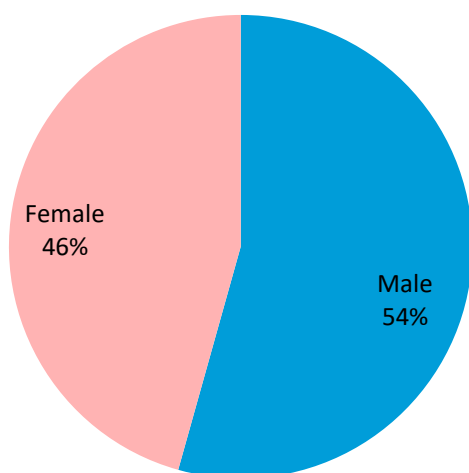
| | |
|-----|----|
| Yes | 16 |
| No | 30 |

Community Service Hours

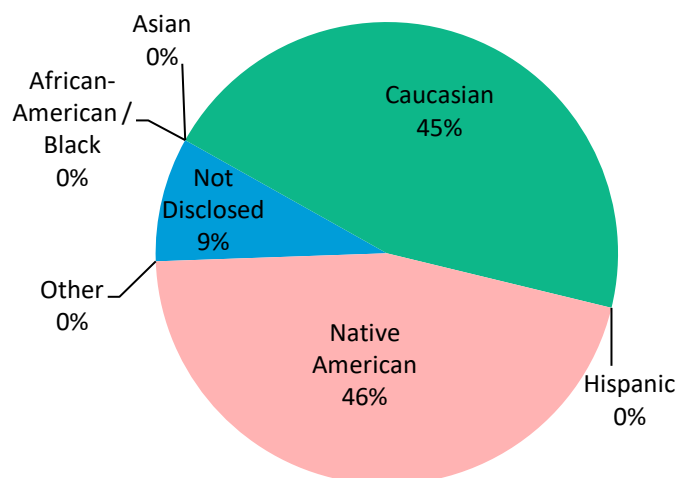
| | | |
|-----------------------------|---------|----------------------------------|
| Total Number Hours Ordered | 3,445 | Percentage of Total Hours |
| Number of Hours Bought Out | 0 | 0% |
| Number of Hours Completed | 1,208.5 | 35% |
| Number of Hours Uncompleted | 2,236.5 | 65% |

The following graphs show the breakdown of the total number of clients for each category.

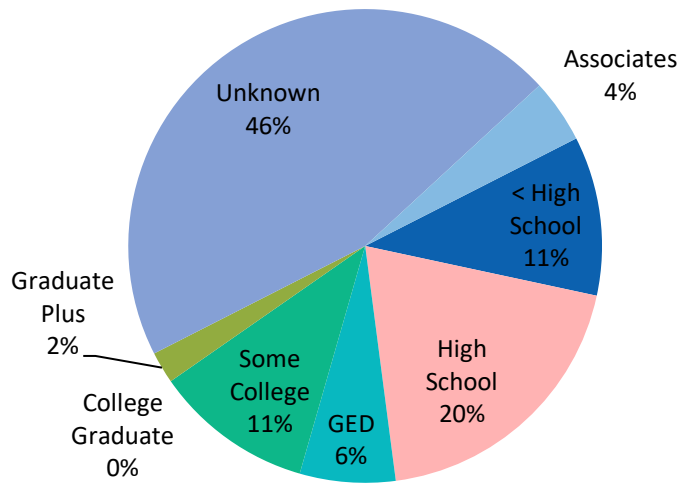
Gender



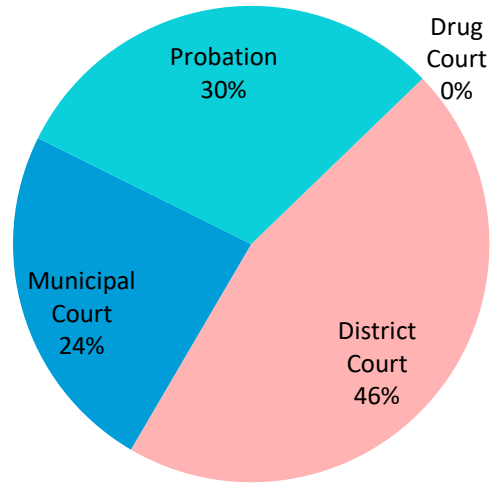
Ethnicity



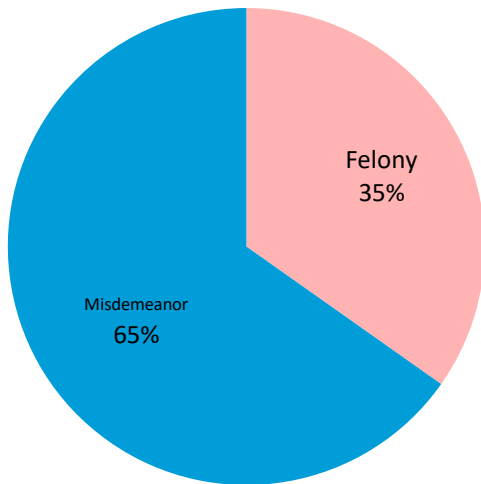
Education



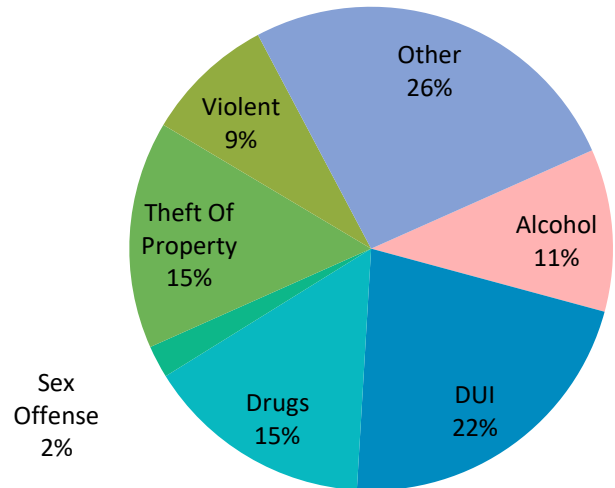
Referral Source



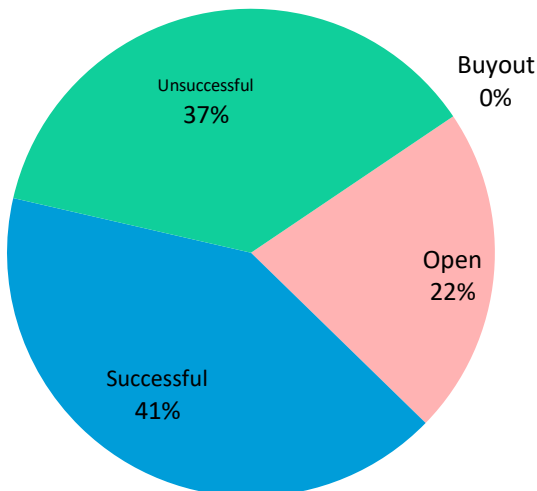
Offense Level



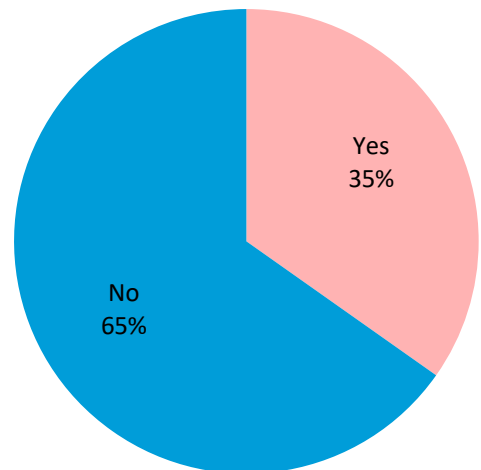
Offense Category



Closure Status

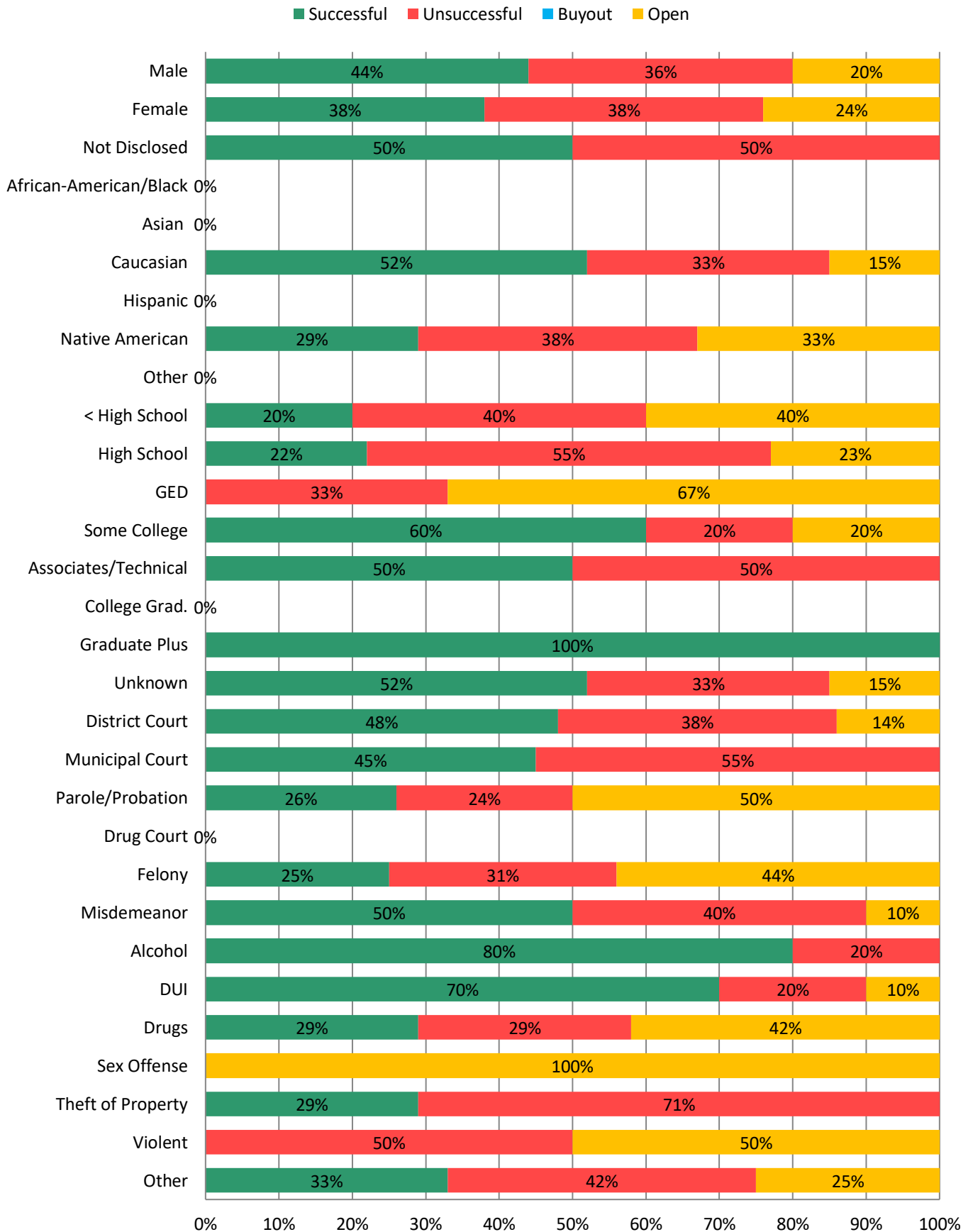


Did Recidivism Occur?



Closure Status of Category Domains

Lake Region Community Service Program / Devils Lake

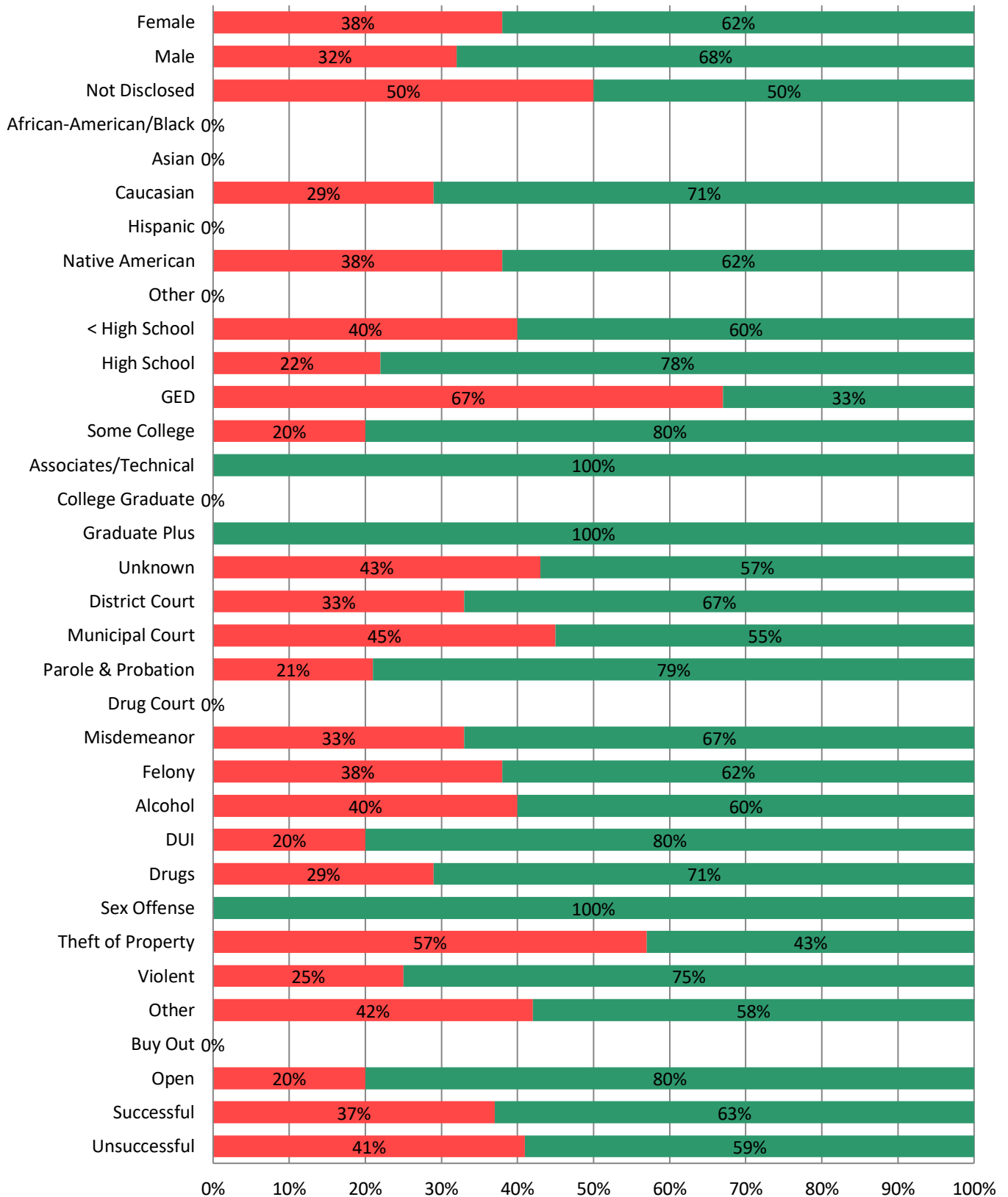


Recidivism Status of Category Domains

Act of Recidivism Occurred Vs. Act of Recidivism Did Not Occur

Lake Region Community Service Program / Devils Lake

Act of Recidivism Occurred Act of Recidivism Did Not Occur



Ransom County Community Service

Demographics & Offense Details

Total Number of Clients = 26

Gender

| | |
|--------|----|
| Male | 18 |
| Female | 8 |



Ethnicity

| | |
|------------------------|----|
| Not Disclosed | 0 |
| African-American/Black | 0 |
| Asian | 0 |
| Caucasian | 24 |
| Hispanic | 0 |
| Native American | 2 |
| Other | 0 |

Education Level

| | |
|----------------------|----|
| < High School | 6 |
| High School | 11 |
| GED | 4 |
| Some College | 4 |
| Associates/Technical | 0 |
| College Graduate | 0 |
| Graduate Plus | 0 |
| Not Disclosed | 1 |

Referral Source

| | |
|-----------------|----|
| District Court | 22 |
| Municipal Court | 1 |
| Probation | 3 |
| Drug Court | 0 |

Offense Category

| | |
|-------------------|----|
| Alcohol | 7 |
| DUI | 4 |
| Drugs | 12 |
| Sex Offense | 0 |
| Theft of Property | 0 |
| Violent | 1 |
| Other | 2 |

Closure Status

| | |
|--------------|----|
| Buy Out | 1 |
| Open | 0 |
| Successful | 20 |
| Unsuccessful | 5 |



Offense Level

| | |
|-------------|----|
| Felony | 3 |
| Misdemeanor | 23 |

Did Recidivism Occur?

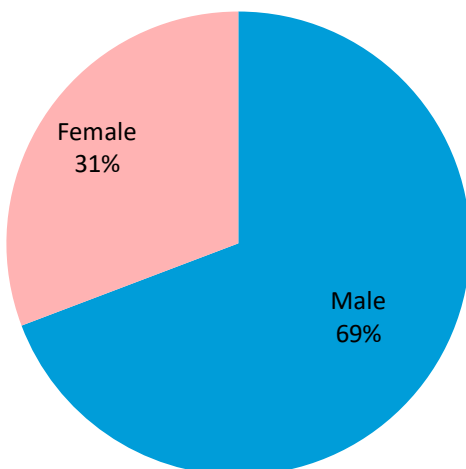
| | |
|-----|----|
| Yes | 17 |
| No | 9 |

Community Service Hours

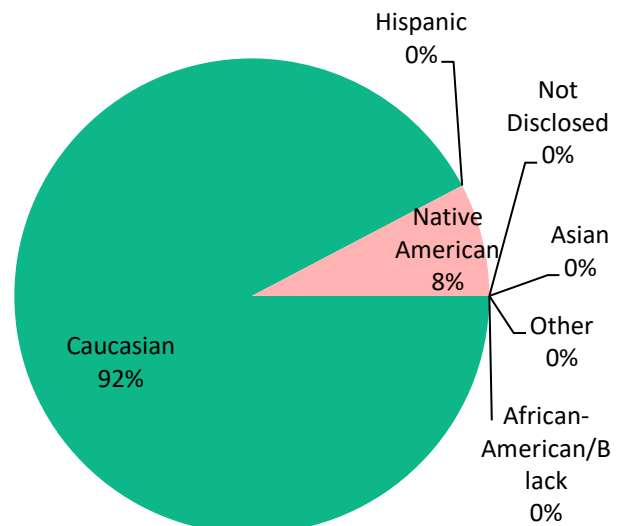
| | | |
|-----------------------------|-----|----------------------------------|
| Total Number Hours Ordered | 835 | Percentage of Total Hours |
| Number of Hours Bought Out | 0 | 0% |
| Number of Hours Completed | 537 | 64% |
| Number of Hours Uncompleted | 298 | 36% |

The following graphs show the breakdown of the total number of clients for each category.

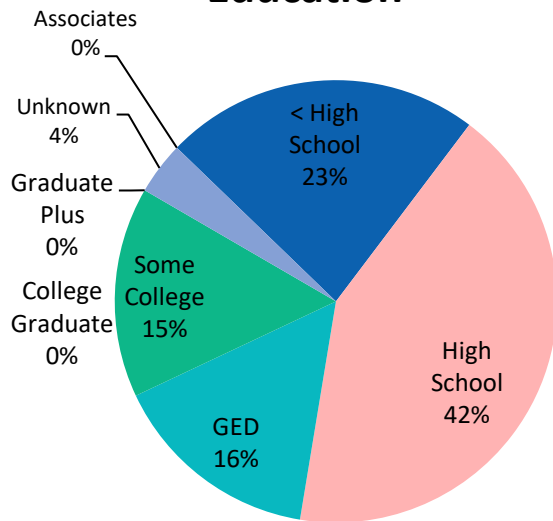
Gender



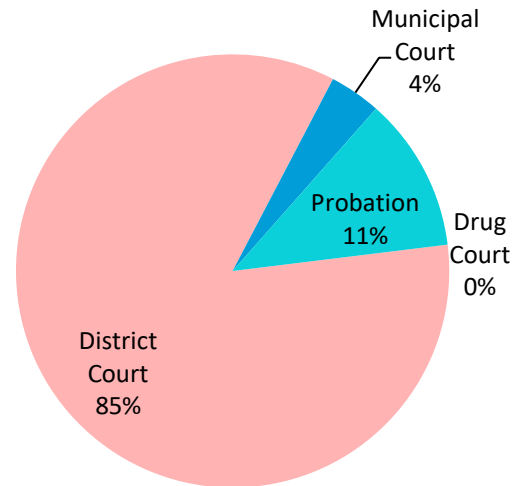
Ethnicity



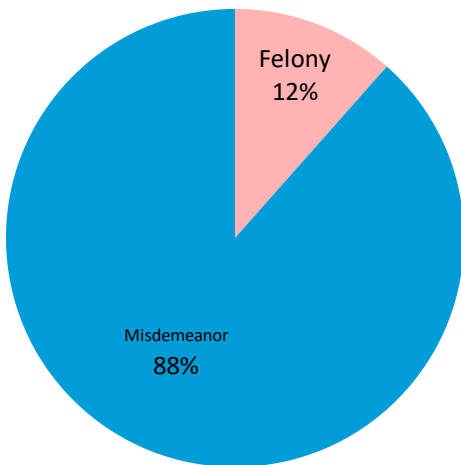
Education



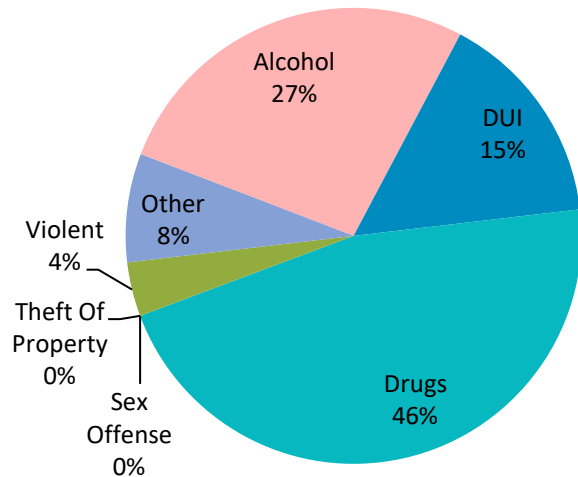
Referral Source



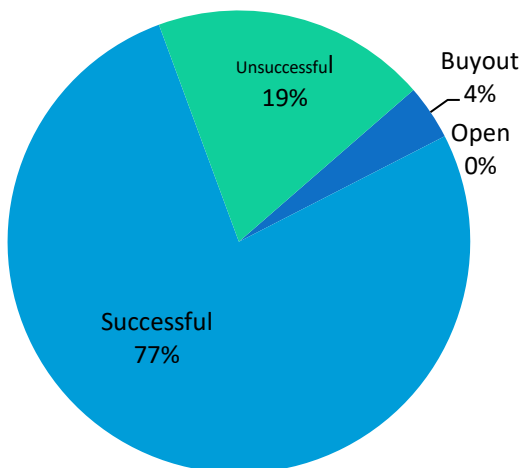
Offense Level



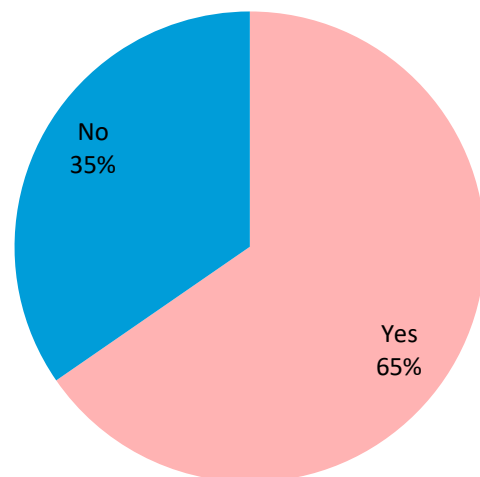
Offense Category



Closure Status



Did Recidivism Occur?



Closure Status of Category Domains

Ransom County Community Service

Successful Unsuccessful Buyout Open



Recidivism Status of Category Domains

Act of Recidivism Occurred Vs. Act of Recidivism Did Not Occur

Ransom County Community Service



Rehab Services, Inc. – Community Service Program (Minot)

Demographics & Offense Details

Total Number of Clients = 151

Gender

| | |
|--------|----|
| Male | 95 |
| Female | 56 |



Ethnicity

| | |
|------------------------|-----|
| Not Disclosed | 0 |
| African-American/Black | 14 |
| Asian | 3 |
| Caucasian | 113 |
| Hispanic | 8 |
| Native American | 13 |
| Other | 0 |

Education Level

| | |
|----------------------|----|
| < High School | 14 |
| High School | 51 |
| GED | 14 |
| Some College | 45 |
| Associates/Technical | 17 |
| College Graduate | 10 |
| Graduate Plus | 0 |
| Not Disclosed | 0 |

Referral Source

| | |
|-----------------|----|
| District Court | 54 |
| Municipal Court | 90 |
| Probation | 7 |
| Drug Court | 0 |

Offense Category

| | |
|-------------------|----|
| Alcohol | 7 |
| DUI | 61 |
| Drugs | 21 |
| Sex Offense | 1 |
| Theft of Property | 9 |
| Violent | 4 |
| Other | 48 |

Offense Level

| | |
|-------------|-----|
| Felony | 14 |
| Misdemeanor | 137 |

Closure Status

| | |
|--------------|-----|
| Buy Out | 0 |
| Open | 10 |
| Successful | 119 |
| Unsuccessful | 22 |



Did Recidivism Occur?

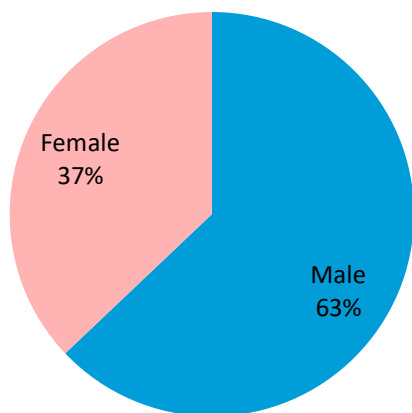
| | |
|-----|-----|
| Yes | 46 |
| No | 105 |

Community Service Hours

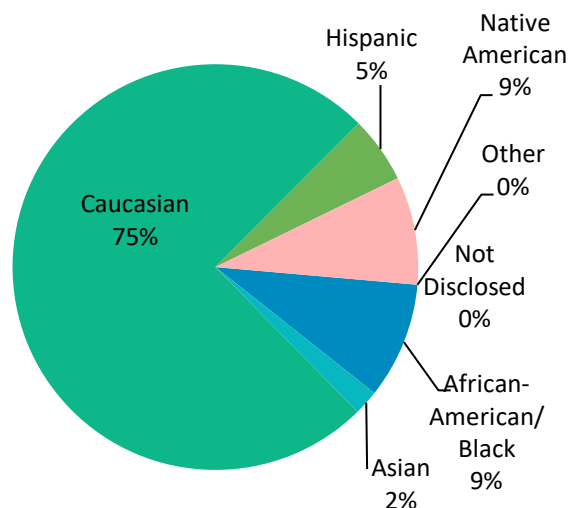
| | | |
|-----------------------------|----------|----------------------------------|
| Total Number Hours Ordered | 4,305 | Percentage of Total Hours |
| Number of Hours Bought Out | 0.00 | 0% |
| Number of Hours Completed | 3,340.25 | 78% |
| Number of Hours Uncompleted | 964.75 | 22% |

The following graphs show the breakdown of the total number of clients for each category.

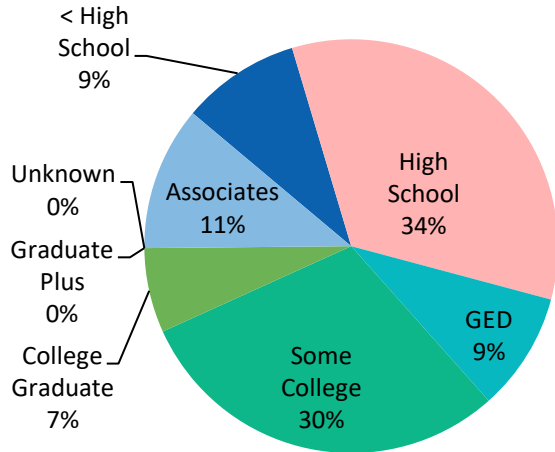
Gender



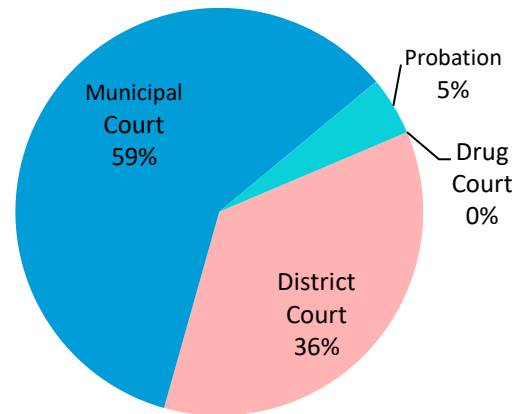
Ethnicity



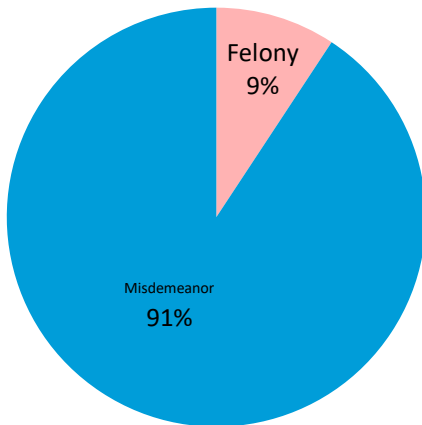
Education



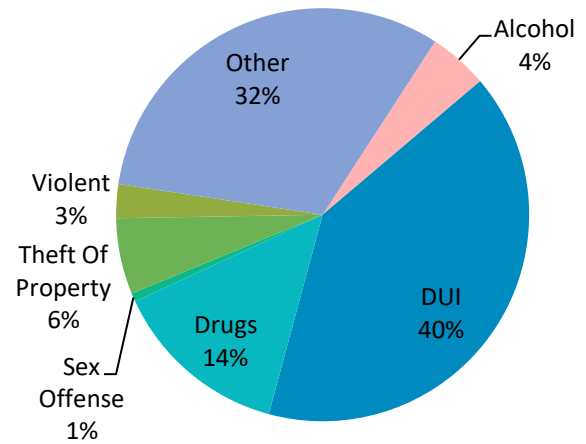
Referral Source



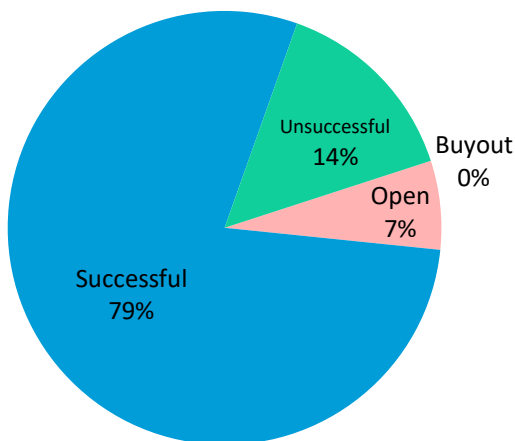
Offense Level



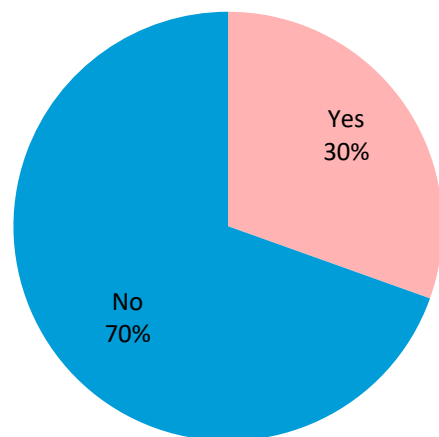
Offense Category



Closure Status

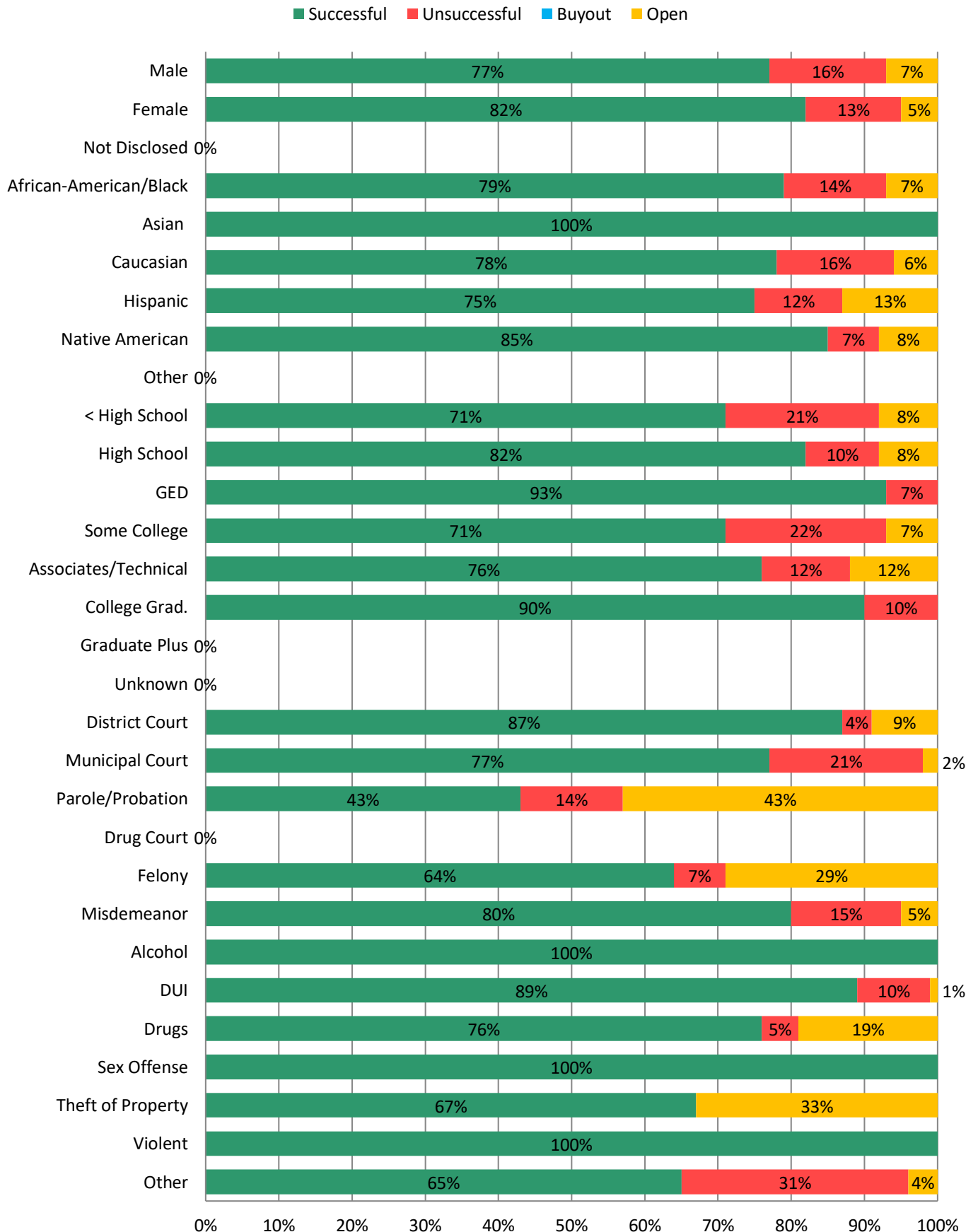


Did Recidivism Occur?



Closure Status of Category Domains

Rehab Services, Inc. - Community Service Program / Minot

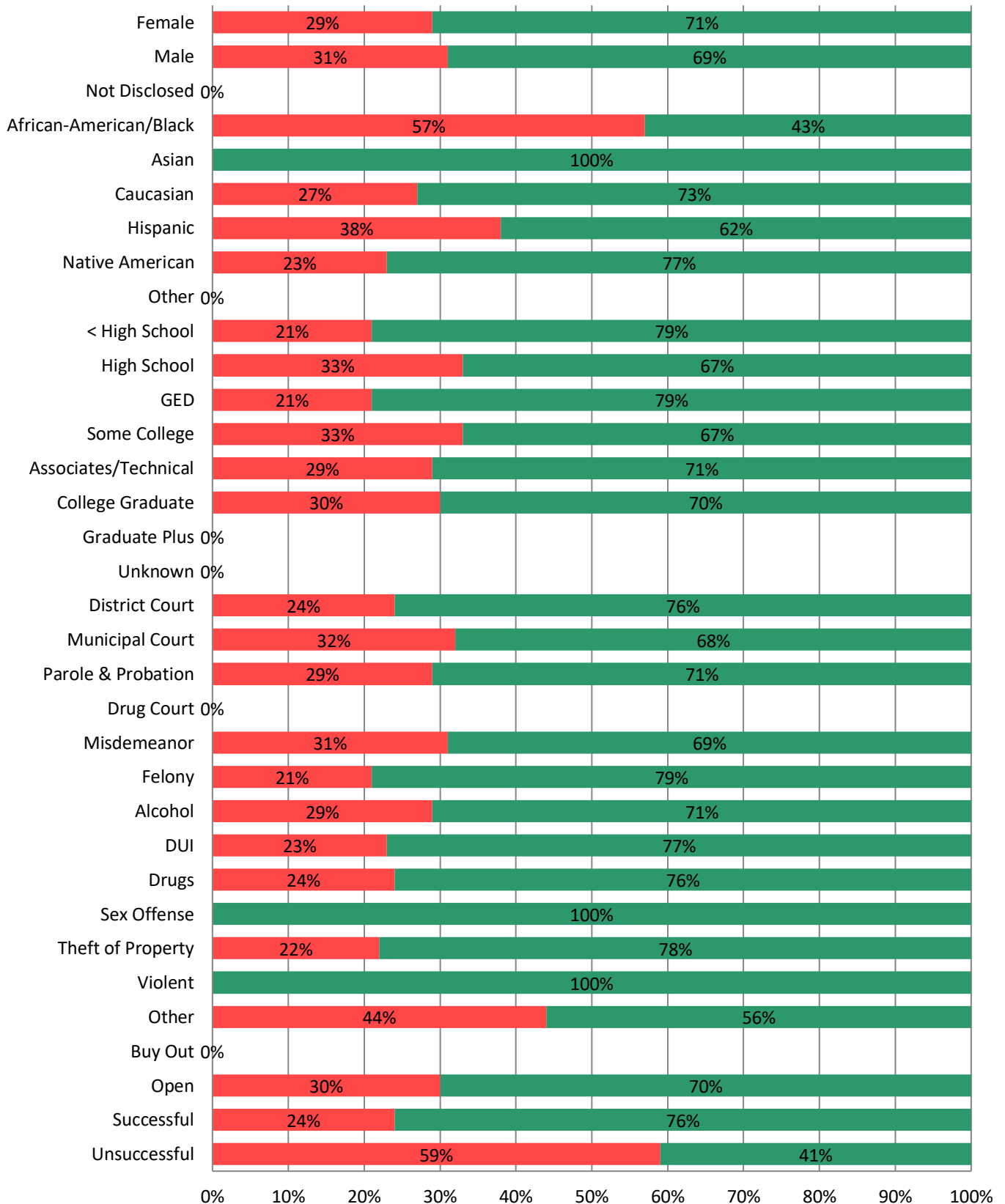


Recidivism Status of Category Domains

Act of Recidivism Occurred Vs. Act of Recidivism Did Not Occur

Rehab Services, Inc. - Community Service Program / Minot

Act of Recidivism Occurred Act of Recidivism Did Not Occur



Restore, Inc. (Fargo)

Demographics & Offense Details

Total Number of Clients = 640

Gender

| | |
|--------|-----|
| Male | 404 |
| Female | 236 |



Ethnicity

| | |
|------------------------|-----|
| Not Disclosed | 0 |
| African-American/Black | 61 |
| Asian | 8 |
| Caucasian | 503 |
| Hispanic | 18 |
| Native American | 32 |
| Other | 18 |

Education Level

| | |
|----------------------|-----|
| < High School | 43 |
| High School | 179 |
| GED | 40 |
| Some College | 276 |
| Associates/Technical | 44 |
| College Graduate | 33 |
| Graduate Plus | 2 |
| Not Disclosed | 23 |

Referral Source

| | |
|-----------------|-----|
| District Court | 111 |
| Municipal Court | 507 |
| Probation | 21 |
| Drug Court | 1 |

Offense Category

| | |
|-------------------|-----|
| Alcohol | 245 |
| DUI | 157 |
| Drugs | 44 |
| Sex Offense | 0 |
| Theft of Property | 115 |
| Violent | 14 |
| Other | 65 |

Offense Level

| | |
|-------------|-----|
| Felony | 30 |
| Misdemeanor | 610 |

Closure Status

| | |
|--------------|-----|
| Buy Out | 0 |
| Open | 23 |
| Successful | 546 |
| Unsuccessful | 71 |



Did Recidivism Occur?

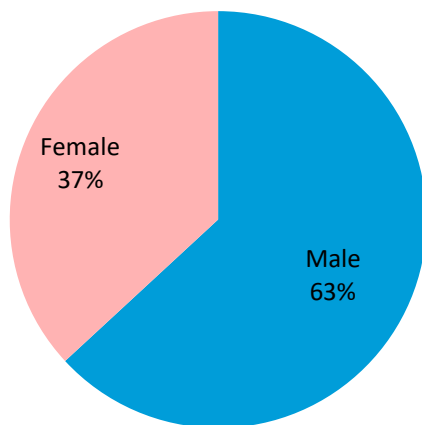
| | |
|-----|-----|
| Yes | 135 |
| No | 505 |

Community Service Hours

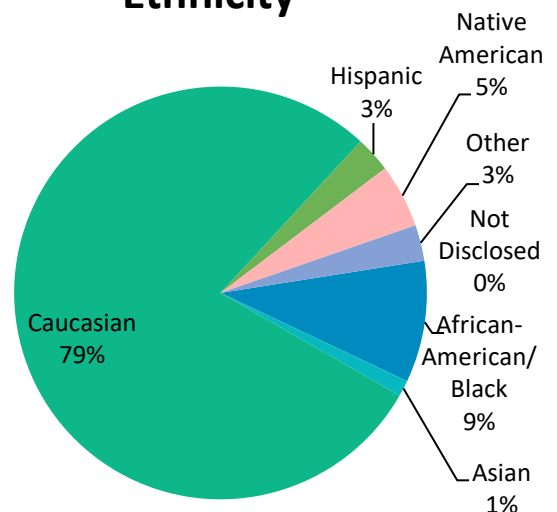
| | | |
|-----------------------------|--------|----------------------------------|
| Total Number Hours Ordered | 16,857 | Percentage of Total Hours |
| Number of Hours Bought Out | 0 | 0% |
| Number of Hours Completed | 13,450 | 80% |
| Number of Hours Uncompleted | 3,407 | 20% |

The following graphs show the breakdown of the total number of clients for each category.

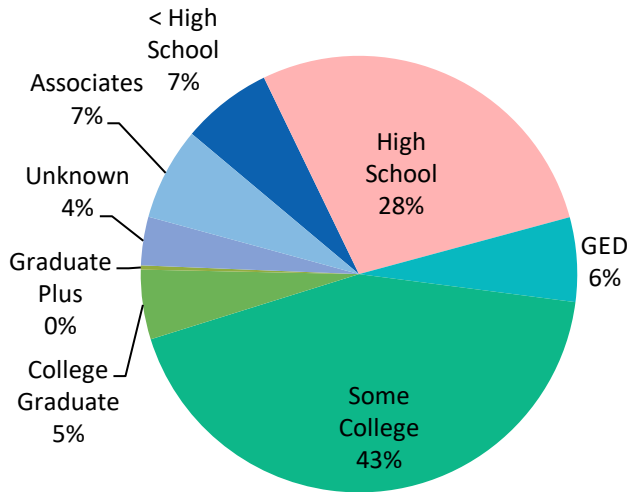
Gender



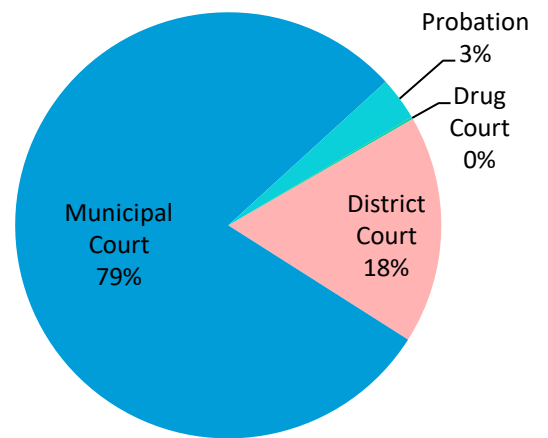
Ethnicity



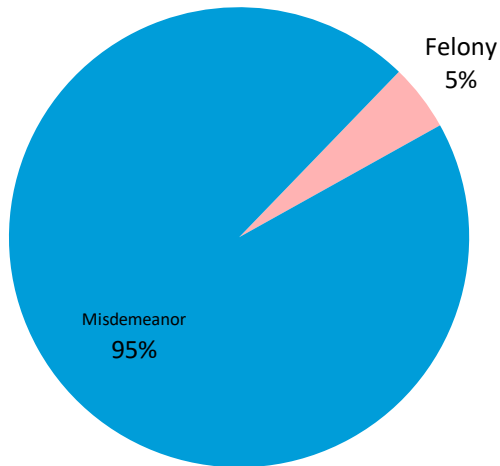
Education



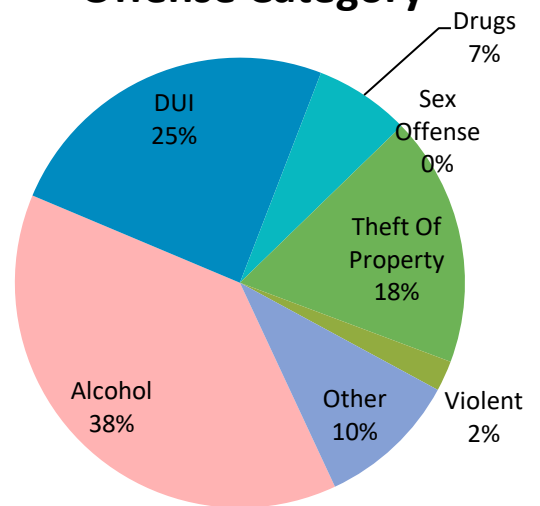
Referral Source



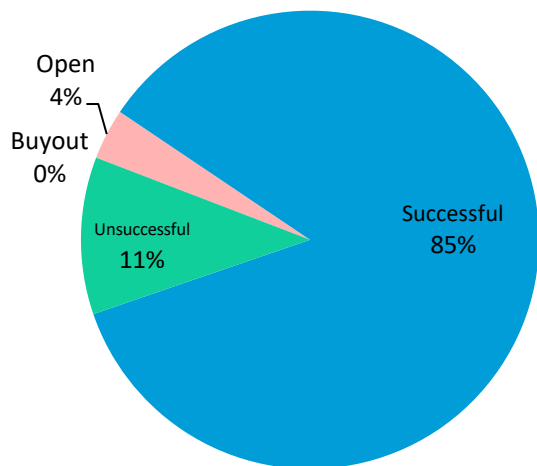
Offense Level



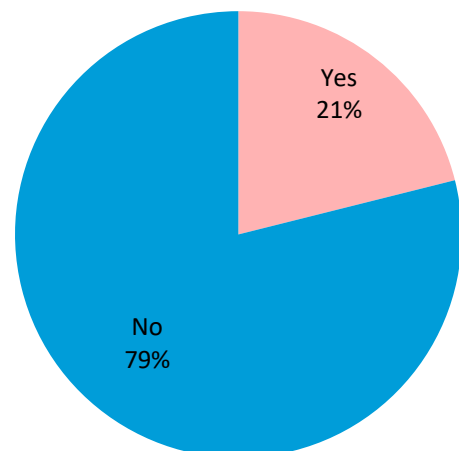
Offense Category



Closure Status



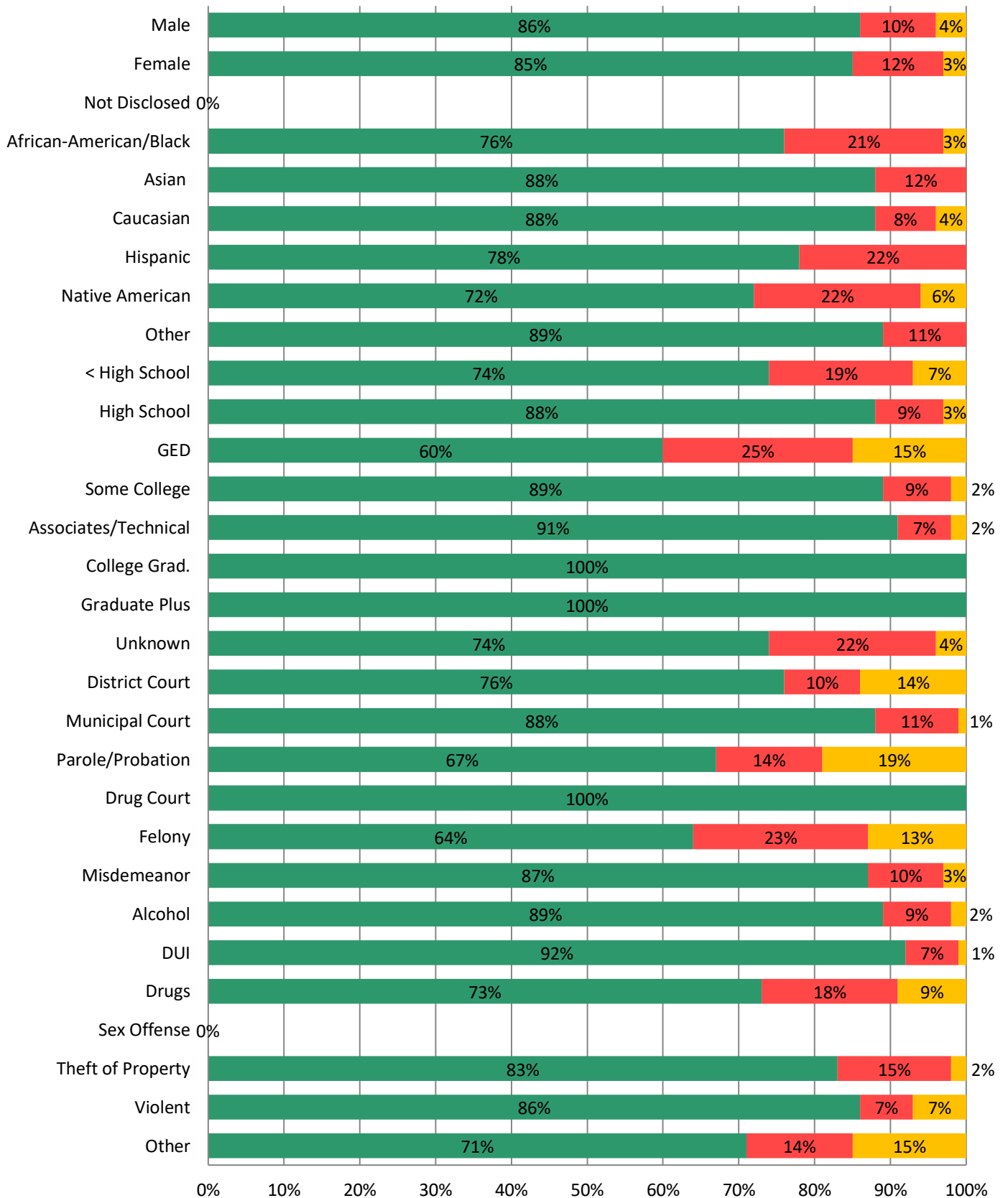
Did Recidivism Occur?



Closure Status of Category Domains

Restore, Inc. / Fargo

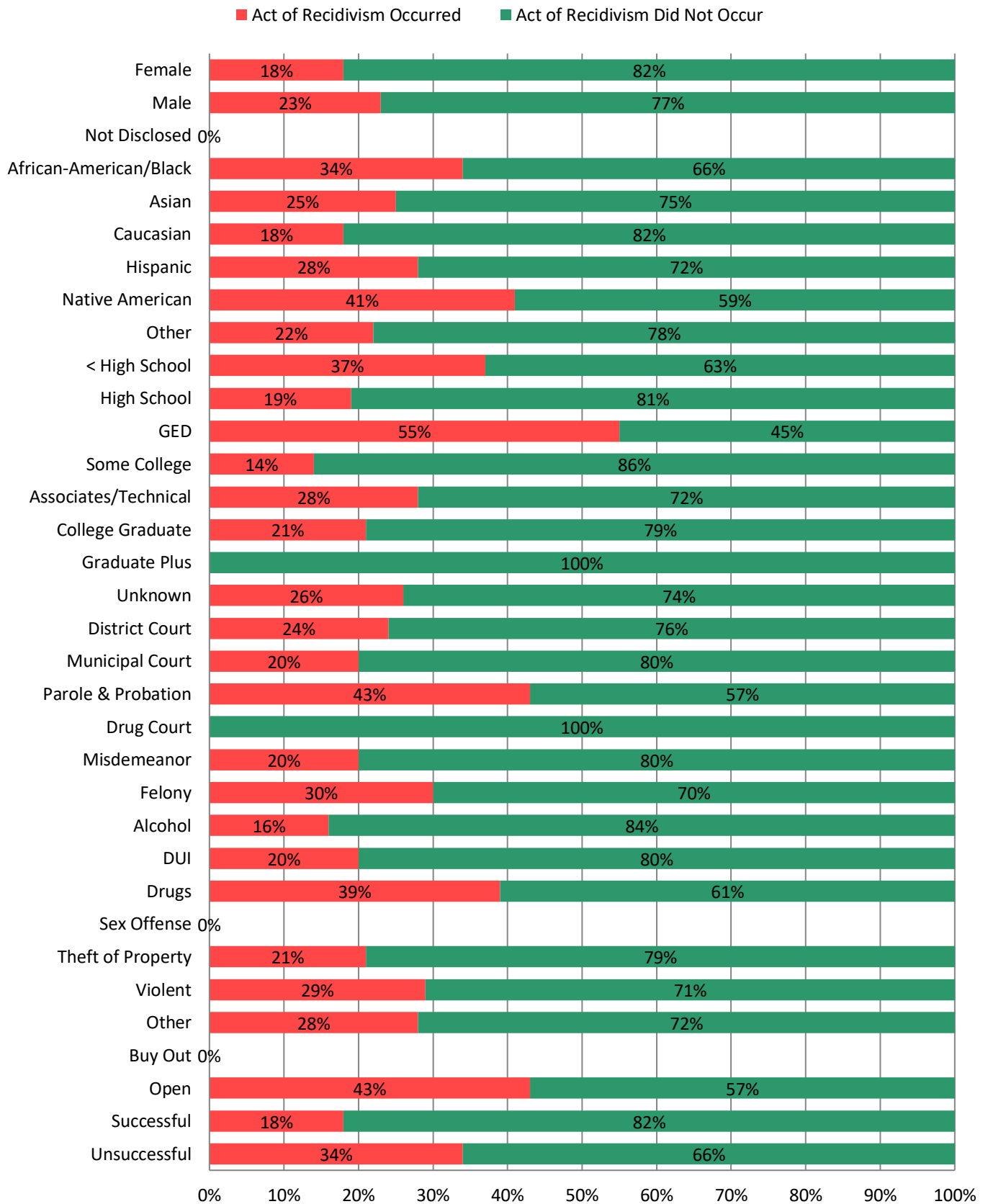
Successful Unsuccessful Buyout Open



Recidivism Status of Category Domains

Act of Recidivism Occurred Vs. Act of Recidivism Did Not Occur

Restore, Inc. / Fargo



Richland County Community Service

Demographics & Offense Details

Total Number of Clients = 255

Gender

| | |
|--------|-----|
| Male | 189 |
| Female | 66 |



Ethnicity

| | |
|------------------------|-----|
| Not Disclosed | 0 |
| African-American/Black | 28 |
| Asian | 0 |
| Caucasian | 198 |
| Hispanic | 8 |
| Native American | 18 |
| Other | 3 |

Education Level

| | |
|----------------------|-----|
| < High School | 35 |
| High School | 79 |
| GED | 31 |
| Some College | 105 |
| Associates/Technical | 1 |
| College Graduate | 0 |
| Graduate Plus | 3 |
| Not Disclosed | 1 |

Referral Source

| | |
|-----------------|-----|
| District Court | 122 |
| Municipal Court | 128 |
| Probation | 5 |
| Drug Court | 0 |

Offense Category

| | |
|-------------------|-----|
| Alcohol | 36 |
| DUI | 46 |
| Drugs | 44 |
| Sex Offense | 0 |
| Theft of Property | 17 |
| Violent | 2 |
| Other | 110 |

Offense Level

| | |
|-------------|-----|
| Felony | 7 |
| Misdemeanor | 248 |

Closure Status

| | |
|--------------|-----|
| Buy Out | 9 |
| Open | 4 |
| Successful | 215 |
| Unsuccessful | 27 |



Did Recidivism Occur?

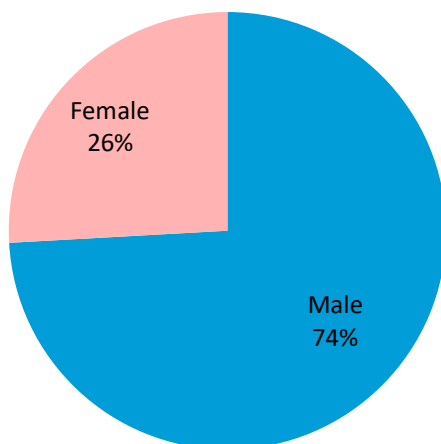
| | |
|-----|-----|
| Yes | 46 |
| No | 209 |

Community Service Hours

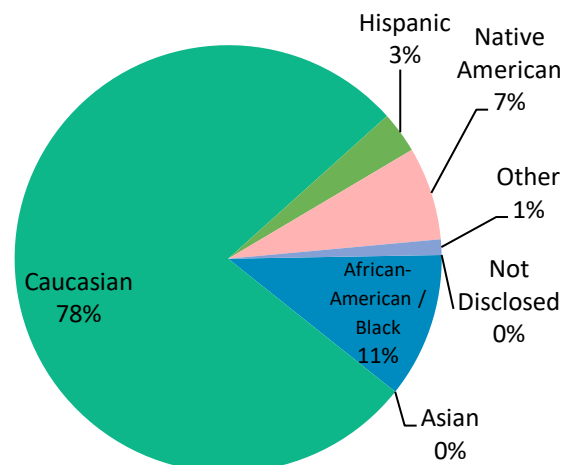
| | | |
|-----------------------------|----------|----------------------------------|
| Total Number Hours Ordered | 7,066.75 | Percentage of Total Hours |
| Number of Hours Bought Out | 120.00 | 2% |
| Number of Hours Completed | 6,371.75 | 90% |
| Number of Hours Uncompleted | 575 | 8% |

The following graphs show the breakdown of the total number of clients for each category.

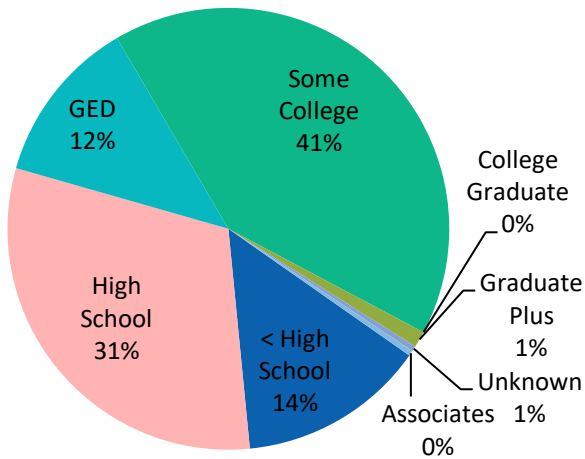
Gender



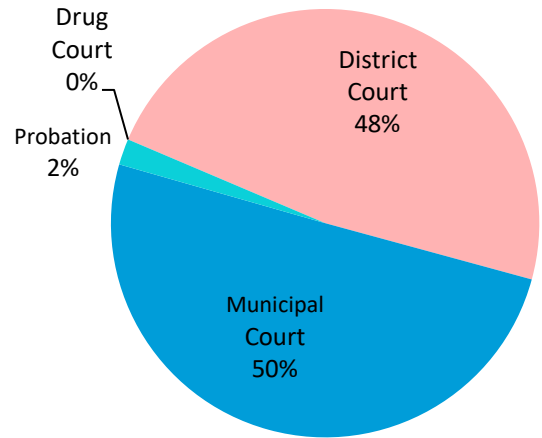
Ethnicity



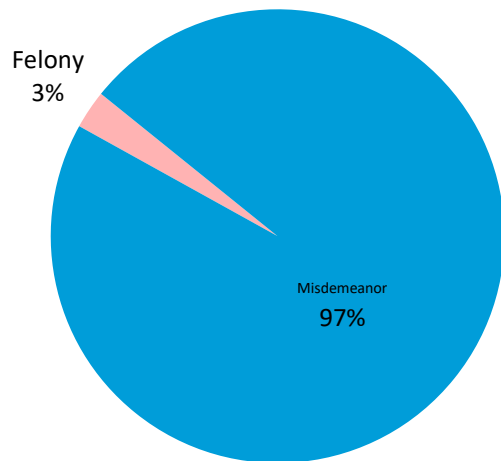
Education



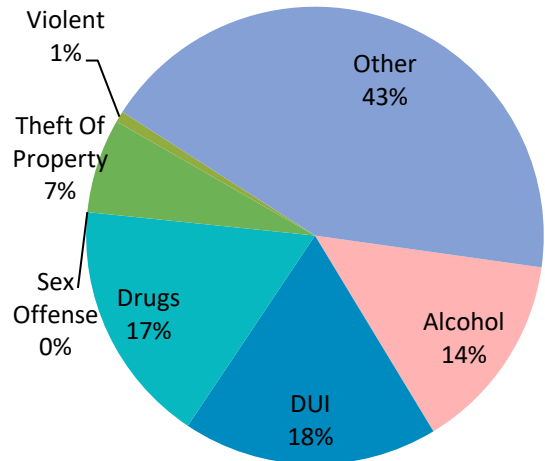
Referral Source



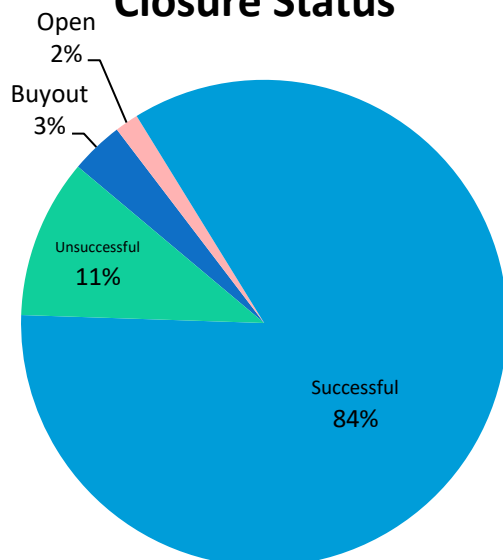
Offense Level



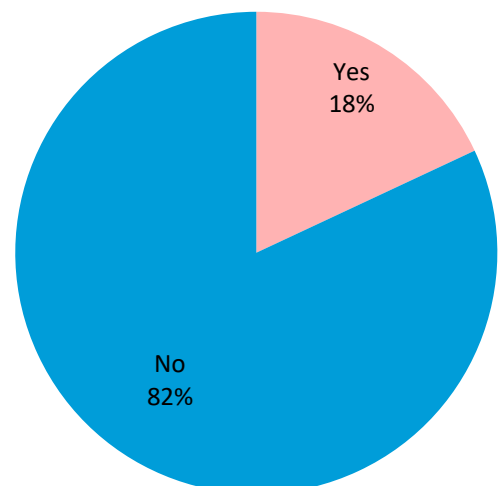
Offense Category



Closure Status



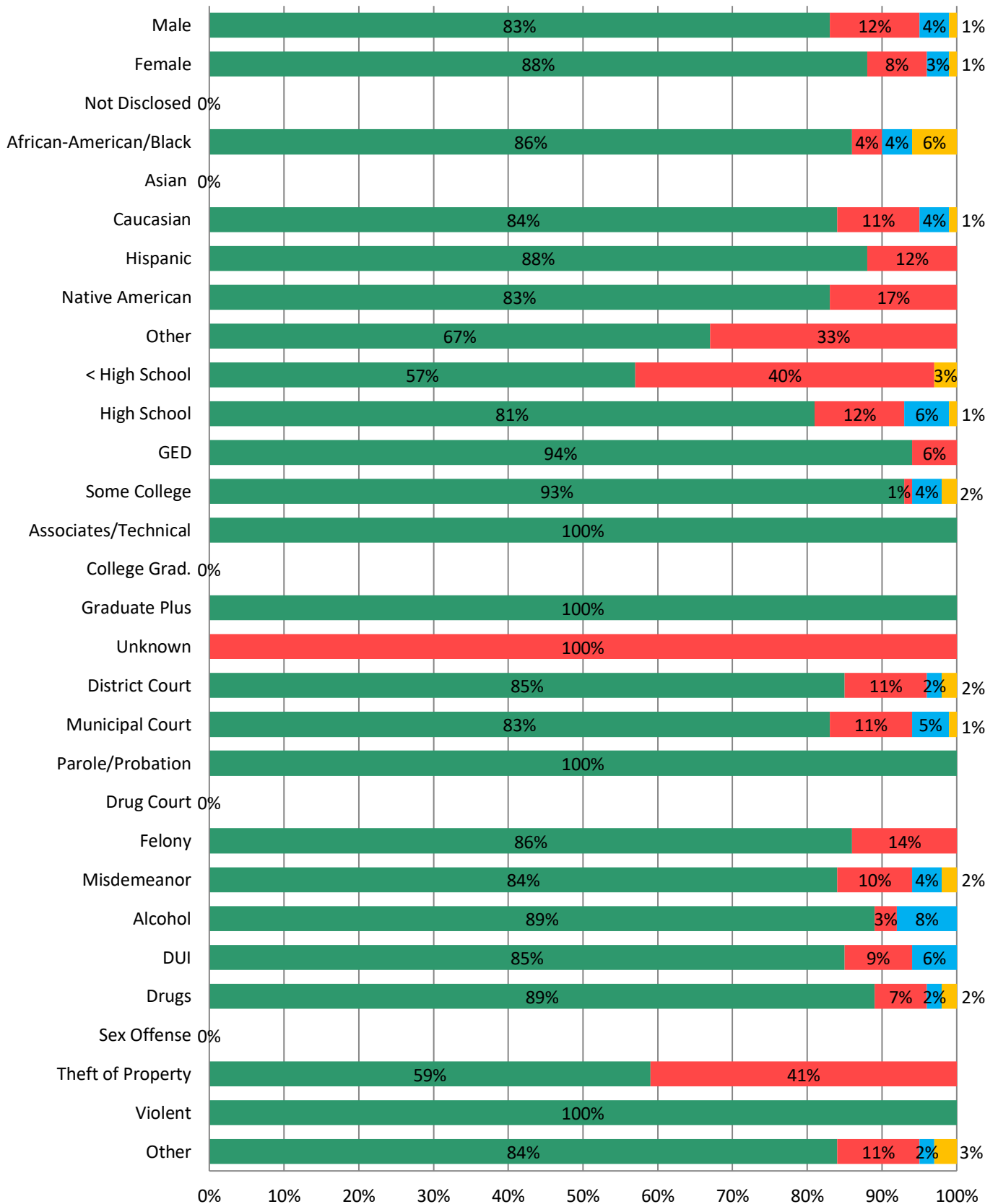
Did Recidivism Occur?



Closure Status of Category Domains

Richland County Community Service

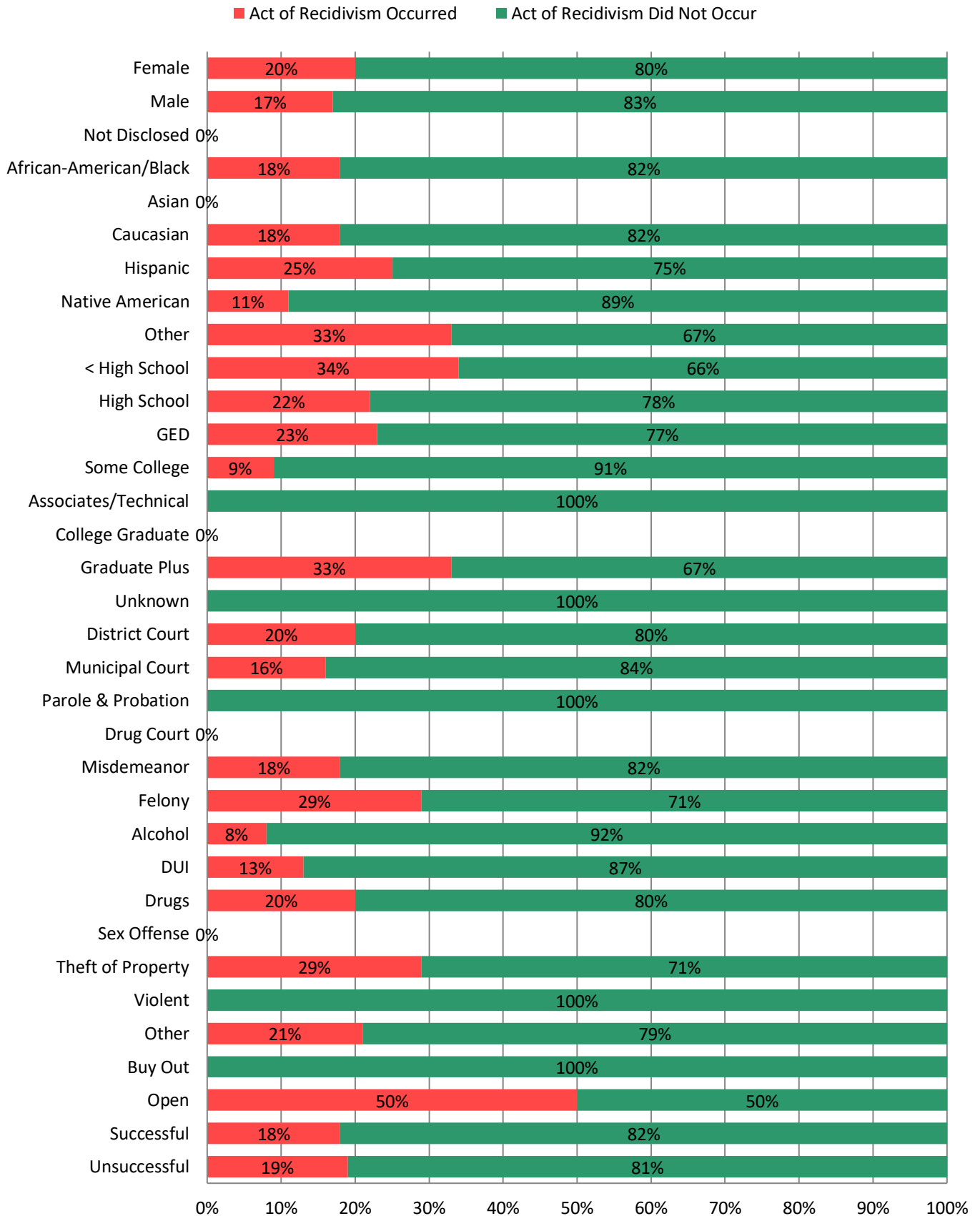
Successful Unsuccessful Buyout Open



Recidivism Status of Category Domains

Act of Recidivism Occurred Vs. Act of Recidivism Did Not Occur

Richland County Community Service



Sargent County Community Service

Demographics & Offense Details

Total Number of Clients = 30

Gender

| | |
|--------|----|
| Male | 23 |
| Female | 7 |



Ethnicity

| | |
|------------------------|----|
| Not Disclosed | 2 |
| African-American/Black | 3 |
| Asian | 0 |
| Caucasian | 20 |
| Hispanic | 4 |
| Native American | 0 |
| Other | 1 |

Education Level

| | |
|----------------------|----|
| < High School | 1 |
| High School | 17 |
| GED | 1 |
| Some College | 9 |
| Associates/Technical | 1 |
| College Graduate | 1 |
| Graduate Plus | 0 |
| Not Disclosed | 0 |

Referral Source

| | |
|-----------------|----|
| District Court | 30 |
| Municipal Court | 0 |
| Probation | 0 |
| Drug Court | 0 |

Offense Category

| | |
|-------------------|----|
| Alcohol | 9 |
| DUI | 12 |
| Drugs | 5 |
| Sex Offense | 0 |
| Theft of Property | 2 |
| Violent | 1 |
| Other | 1 |

Closure Status

| | |
|--------------|----|
| Buy Out | 3 |
| Open | 0 |
| Successful | 25 |
| Unsuccessful | 2 |



Offense Level

| | |
|-------------|----|
| Felony | 0 |
| Misdemeanor | 30 |

Did Recidivism Occur?

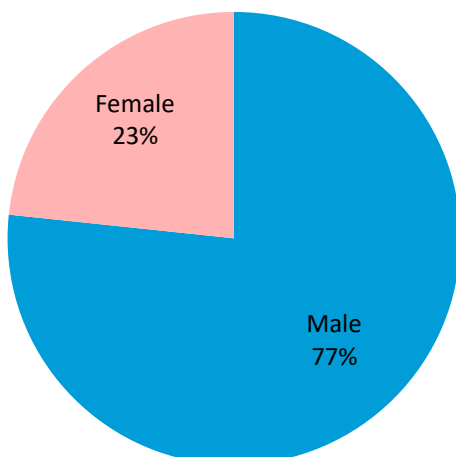
| | |
|-----|----|
| Yes | 8 |
| No | 22 |

Community Service Hours

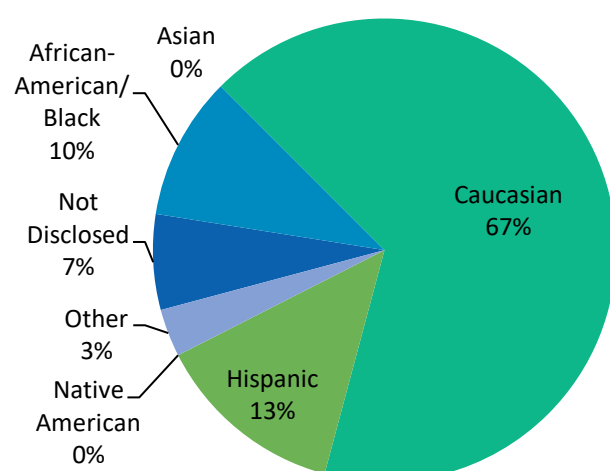
| | | |
|-----------------------------|-----|----------------------------------|
| Total Number Hours Ordered | 822 | Percentage of Total Hours |
| Number of Hours Bought Out | 48 | 6% |
| Number of Hours Completed | 485 | 59% |
| Number of Hours Uncompleted | 289 | 35% |

The following graphs show the breakdown of the total number of clients for each category.

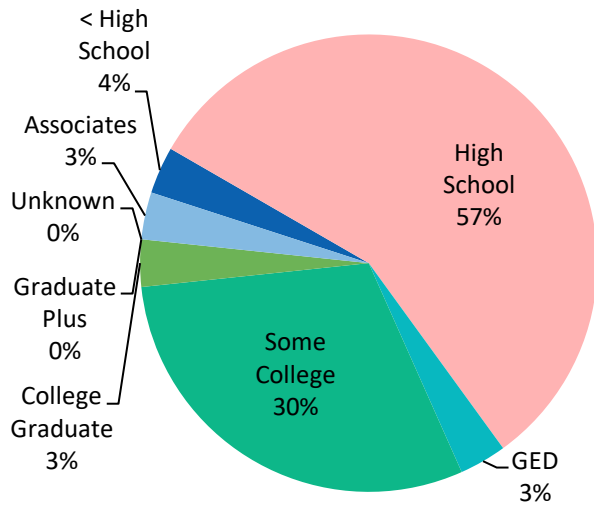
Gender



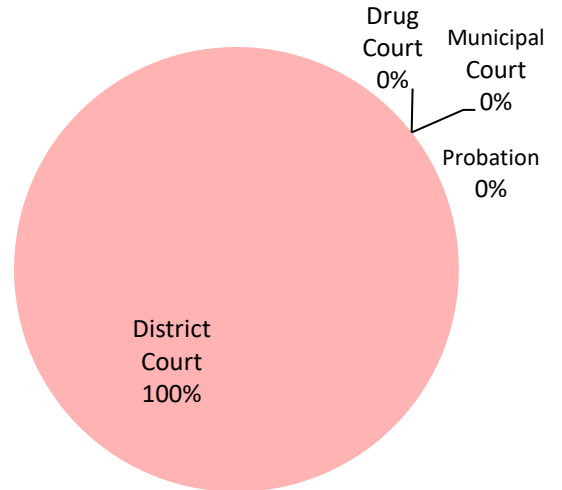
Ethnicity



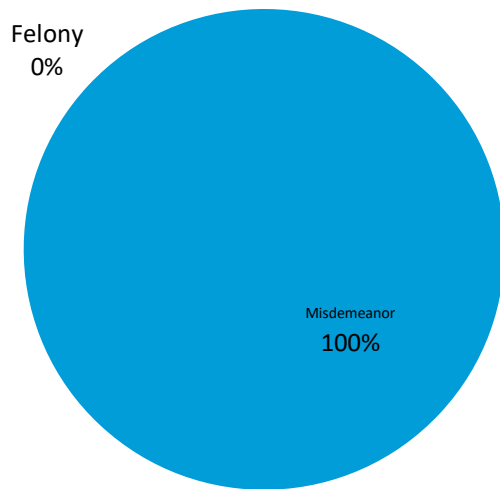
Education



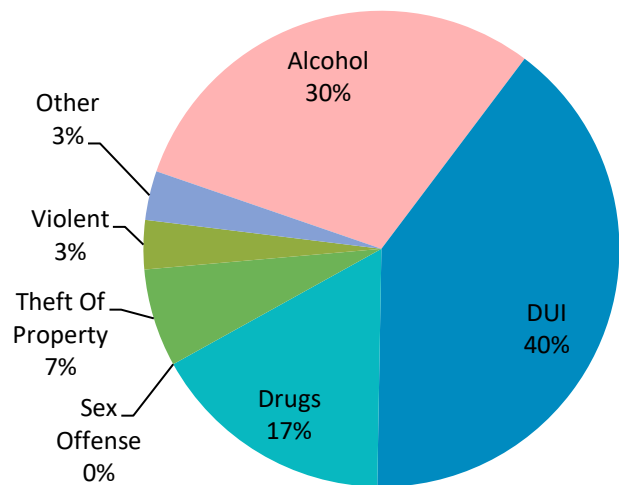
Referral Source



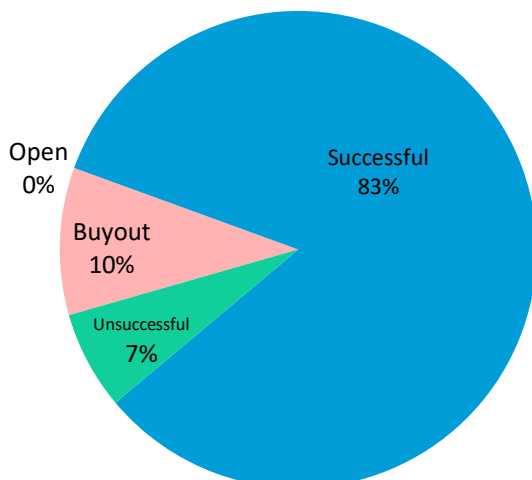
Offense Level



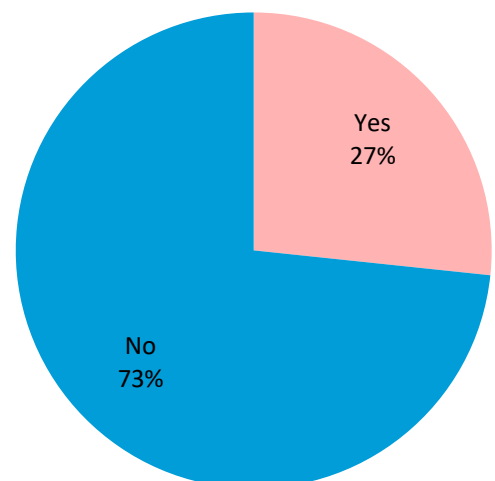
Offense Category



Closure Status



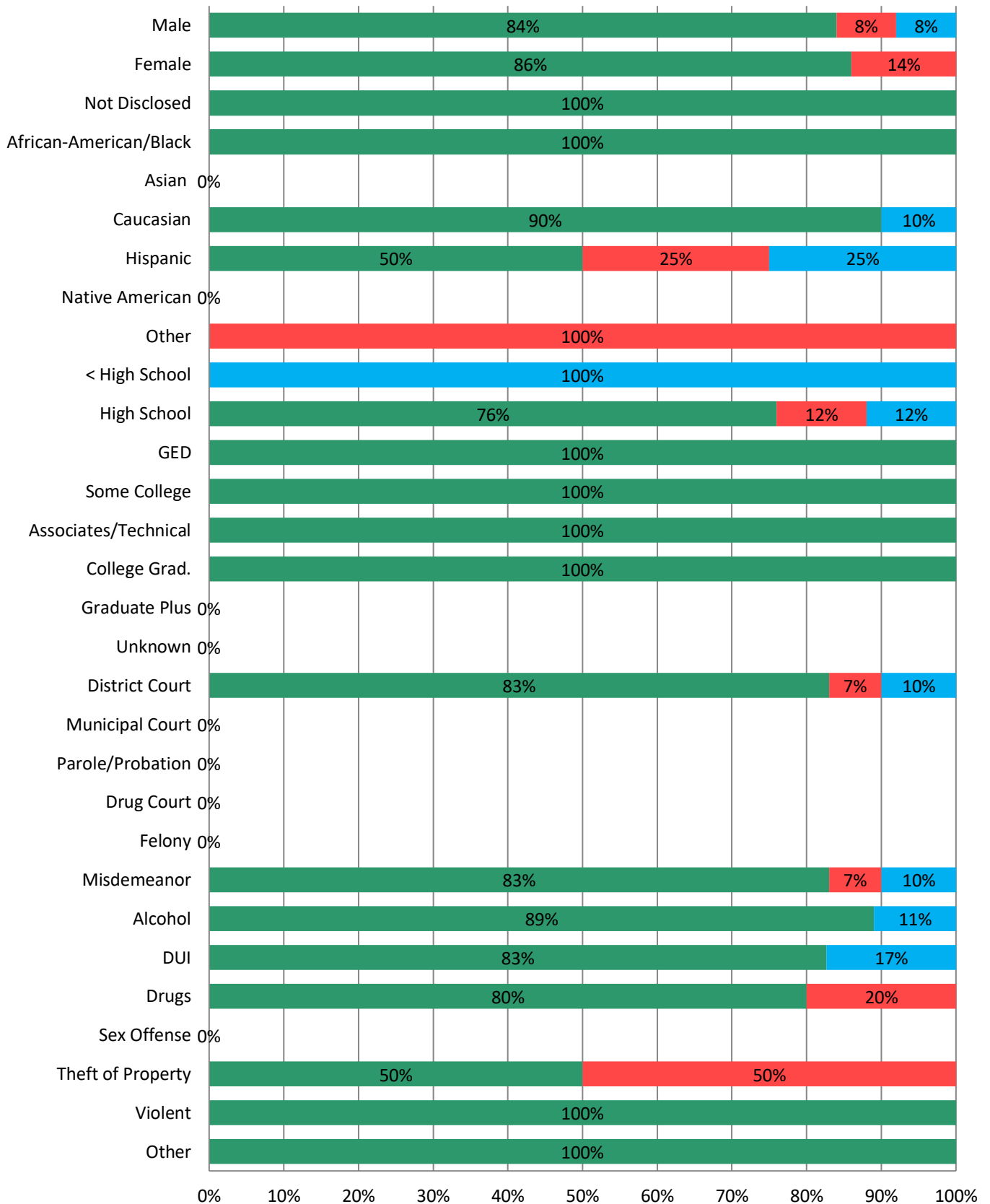
Did Recidivism Occur?



Closure Status of Category Domains

Sargent County Community Service

Successful Unsuccessful Buyout Open

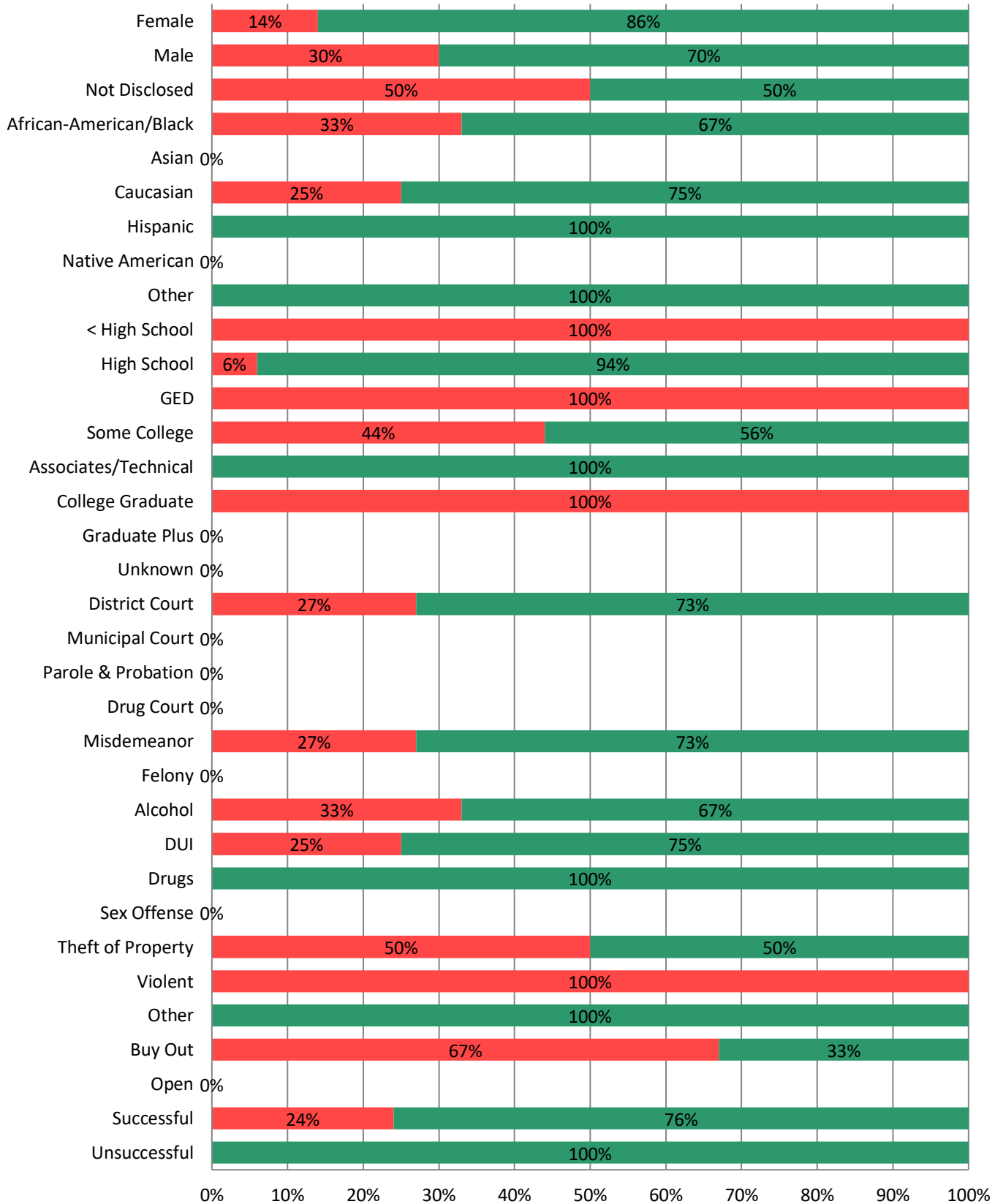


Recidivism Status of Category Domains

Act of Recidivism Occurred Vs. Act of Recidivism Did Not Occur

Sargent County Community Service

Act of Recidivism Occurred Act of Recidivism Did Not Occur



Williston Region Community Service

Demographics & Offense Details

Total Number of Clients = 103

Gender

| | |
|--------|----|
| Male | 65 |
| Female | 38 |



Ethnicity

| | |
|------------------------|----|
| Not Disclosed | 14 |
| African-American/Black | 1 |
| Asian | 1 |
| Caucasian | 70 |
| Hispanic | 8 |
| Native American | 9 |
| Other | 0 |

Education Level

| | |
|----------------------|----|
| < High School | 15 |
| High School | 52 |
| GED | 2 |
| Some College | 12 |
| Associates/Technical | 1 |
| College Graduate | 0 |
| Graduate Plus | 16 |
| Not Disclosed | 5 |

Referral Source

| | |
|-----------------|----|
| District Court | 30 |
| Municipal Court | 73 |
| Probation | 0 |
| Drug Court | 0 |

Offense Category

| | |
|-------------------|----|
| Alcohol | 66 |
| DUI | 25 |
| Drugs | 0 |
| Sex Offense | 0 |
| Theft of Property | 2 |
| Violent | 1 |
| Other | 9 |

Closure Status

| | |
|--------------|----|
| Buy Out | 0 |
| Open | 0 |
| Successful | 92 |
| Unsuccessful | 11 |



Offense Level

| | |
|-------------|-----|
| Felony | 0 |
| Misdemeanor | 103 |

Did Recidivism Occur?

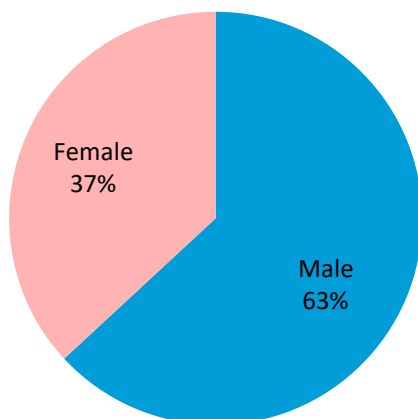
| | |
|-----|----|
| Yes | 30 |
| No | 73 |

Community Service Hours

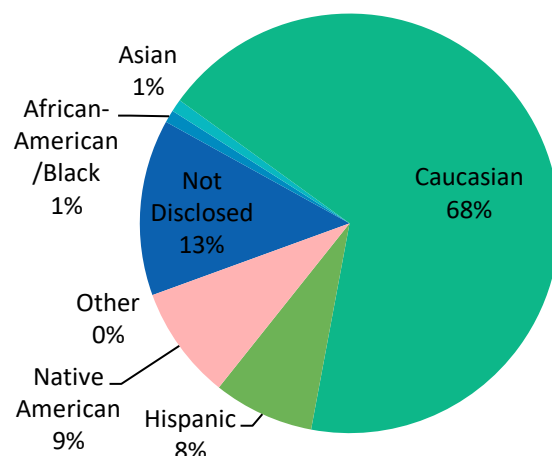
| | | |
|-----------------------------|-------|----------------------------------|
| Total Number Hours Ordered | 2,159 | Percentage of Total Hours |
| Number of Hours Bought Out | 0 | 0% |
| Number of Hours Completed | 1,859 | 86% |
| Number of Hours Uncompleted | 300 | 14% |

The following graphs show the breakdown of the total number of clients for each category.

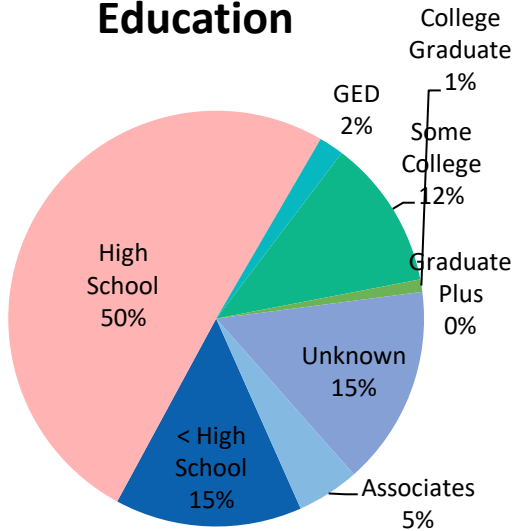
Gender



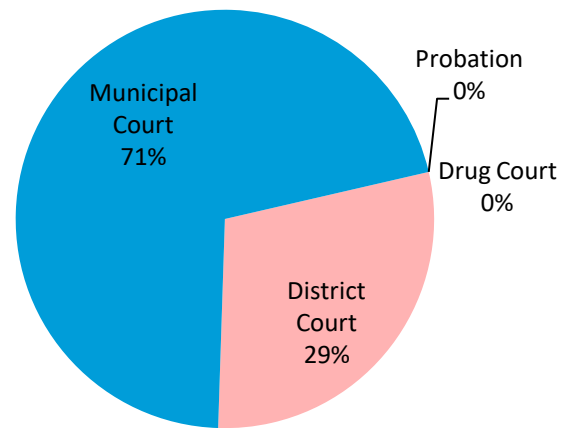
Ethnicity



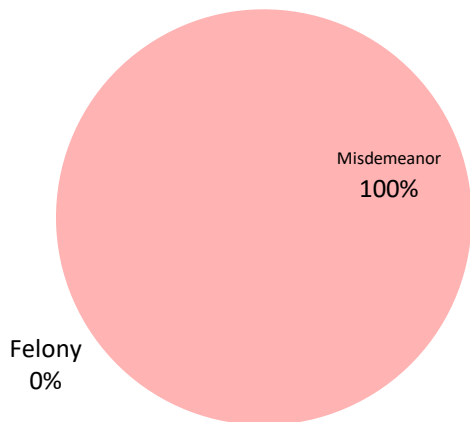
Education



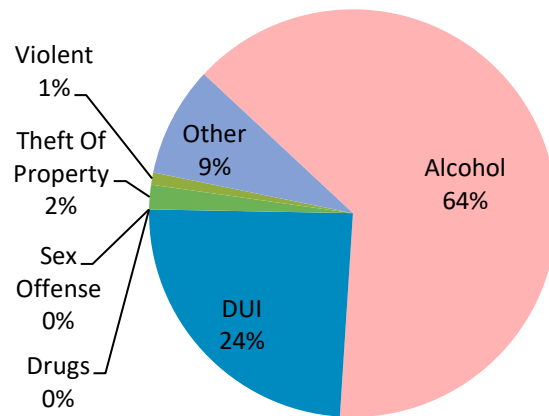
Referral Source



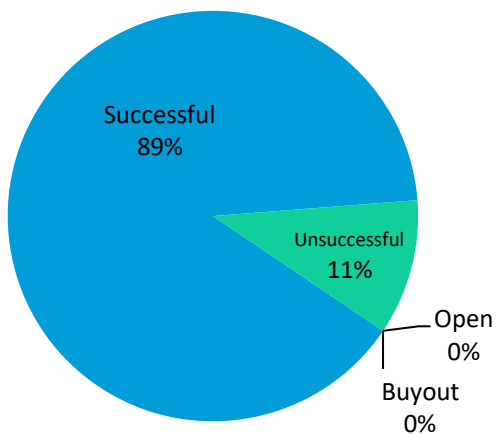
Offense Level



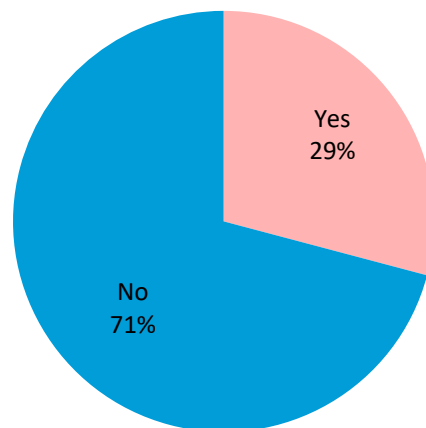
Offense Category



Closure Status



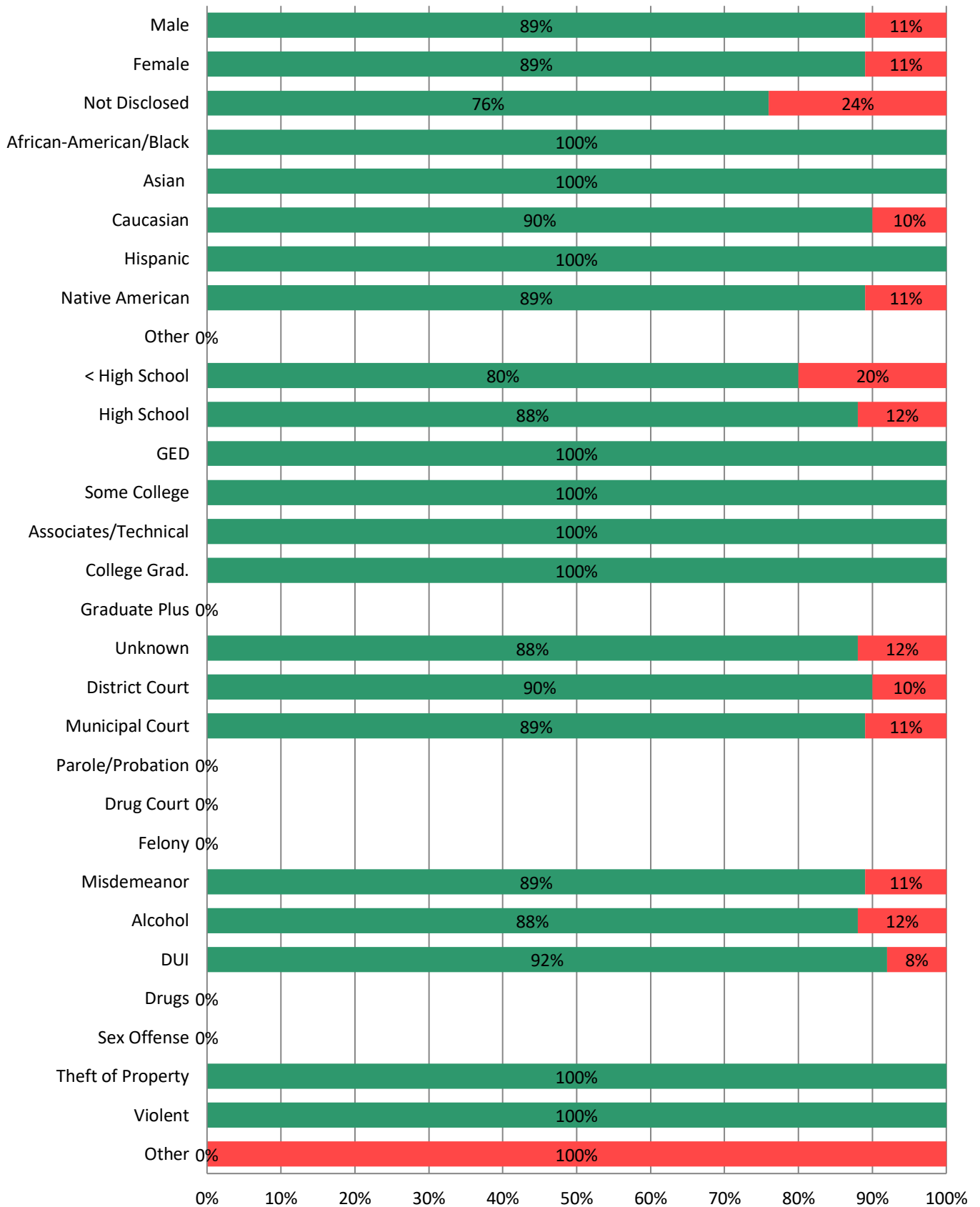
Did Recidivism Occur?



Closure Status of Category Domains

Williston Region Community Service

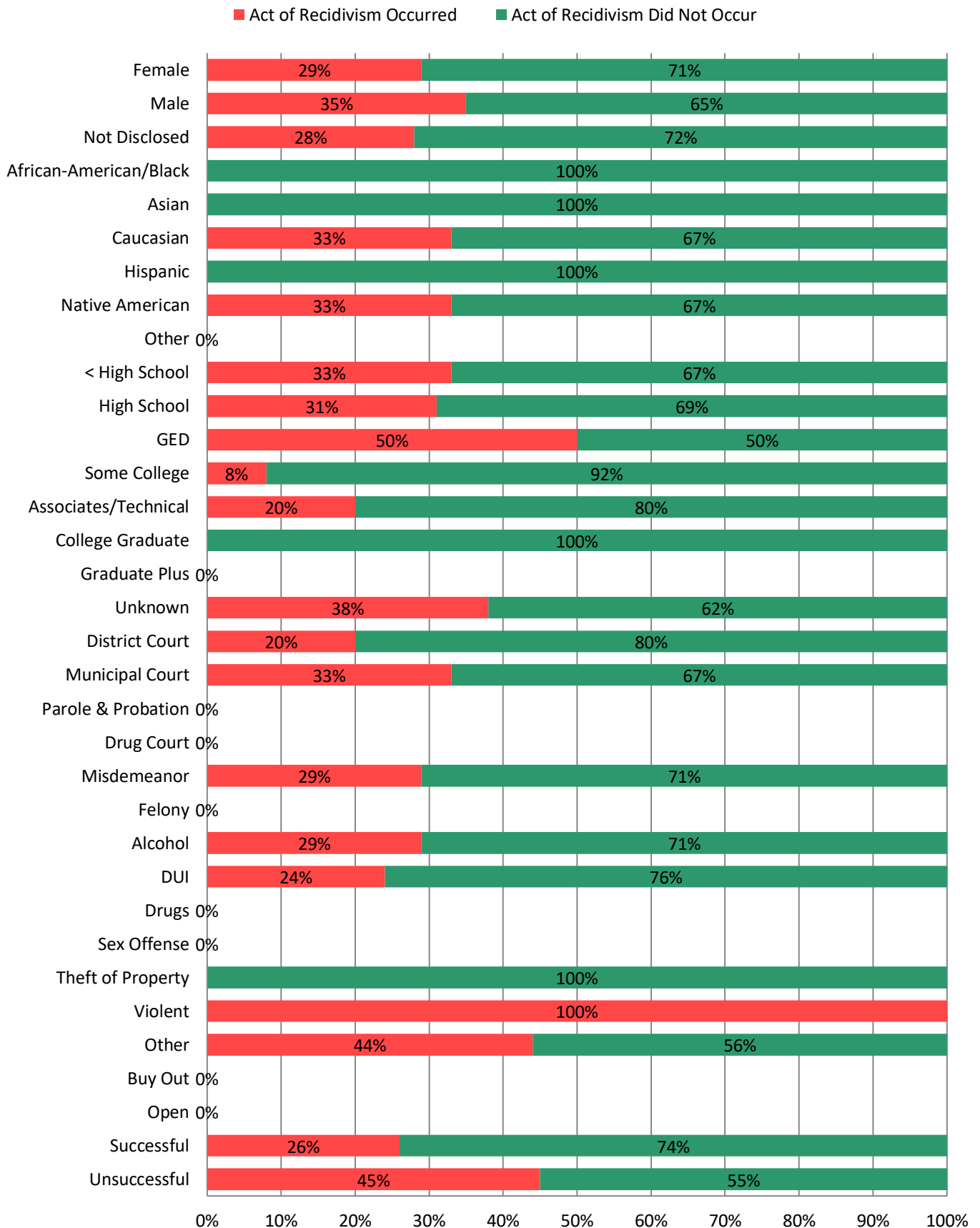
Successful Unsuccessful Buyout Open



Recidivism Status of Category Domains

Act of Recidivism Occurred Vs. Act of Recidivism Did Not Occur

Williston Region Community Service



North Dakota Community Corrections Association

Totals of All NDCCA Members

Demographics & Offense Details

Total Number of Clients = 2,136

Gender

| | |
|--------|-------|
| Male | 1,391 |
| Female | 745 |



Ethnicity

| | |
|------------------------|-------|
| Not Disclosed | 32 |
| African-American/Black | 145 |
| Asian | 16 |
| Caucasian | 1,669 |
| Hispanic | 74 |
| Native American | 167 |
| Other | 33 |

Education Level

| | |
|----------------------|-----|
| < High School | 232 |
| High School | 653 |
| GED | 161 |
| Some College | 756 |
| Associates/Technical | 125 |
| College Graduate | 95 |
| Graduate Plus | 14 |
| Not Disclosed | 100 |

Referral Source

| | |
|-----------------|-------|
| District Court | 982 |
| Municipal Court | 1,020 |
| Probation | 107 |
| Drug Court | 27 |

Offense Category

| | |
|-------------------|-----|
| Alcohol | 629 |
| DUI | 415 |
| Drugs | 321 |
| Sex Offense | 3 |
| Theft of Property | 202 |
| Violent | 62 |
| Other | 504 |

Offense Level

| | |
|-------------|-------|
| Felony | 190 |
| Misdemeanor | 1,946 |

Closure Status

| | |
|--------------|-------|
| Buy Out | 21 |
| Open | 117 |
| Successful | 1,712 |
| Unsuccessful | 286 |



Did Recidivism Occur?

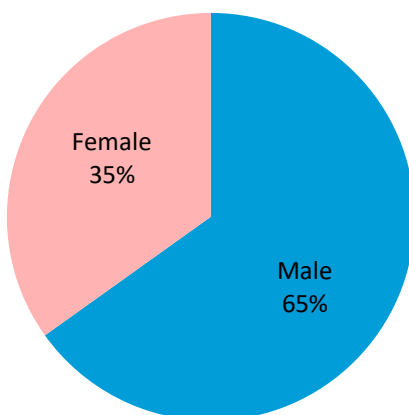
| | |
|-----|-------|
| Yes | 555 |
| No | 1,581 |

Community Service Hours

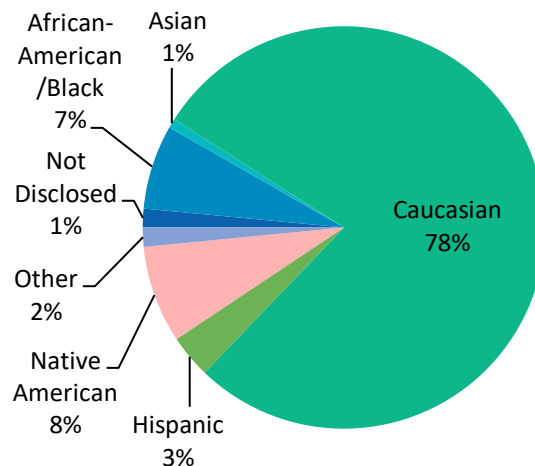
| | | |
|-----------------------------|-----------|----------------------------------|
| Total Number Hours Ordered | 66,153.37 | Percentage of Total Hours |
| Number of Hours Bought Out | 426.80 | <1% |
| Number of Hours Completed | 47,962.01 | 73% |
| Number of Hours Uncompleted | 17,764.56 | 26% |

The following graphs show the breakdown of the total number of clients for each category.

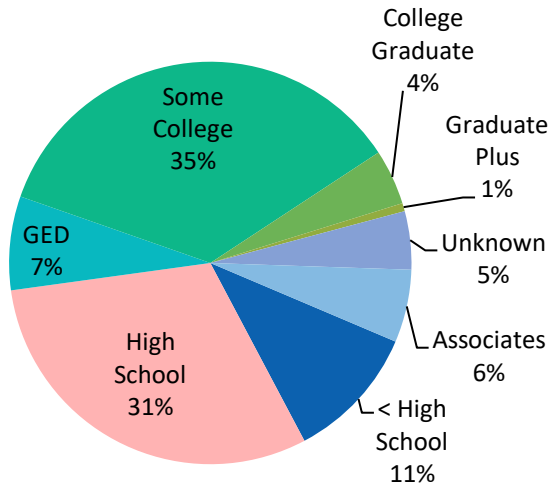
Gender



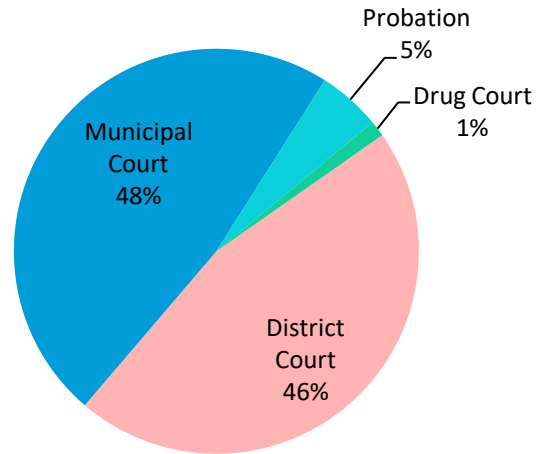
Ethnicity



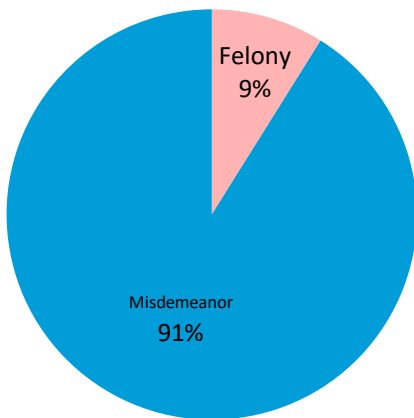
Education



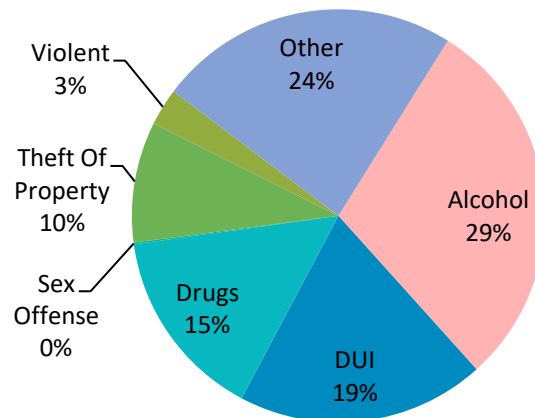
Referral Source



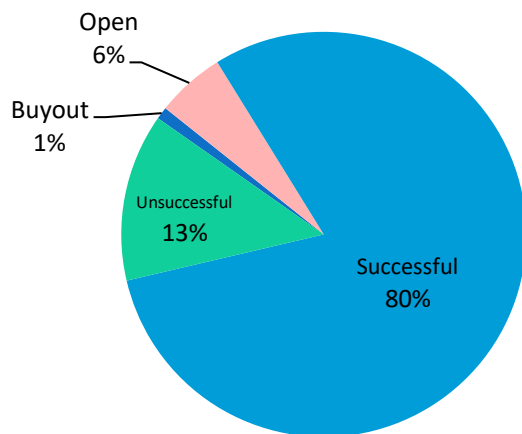
Offense Level



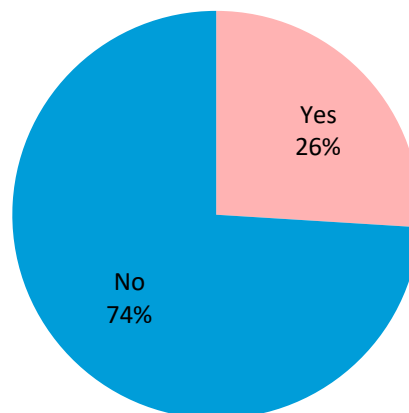
Offense Category



Closure Status

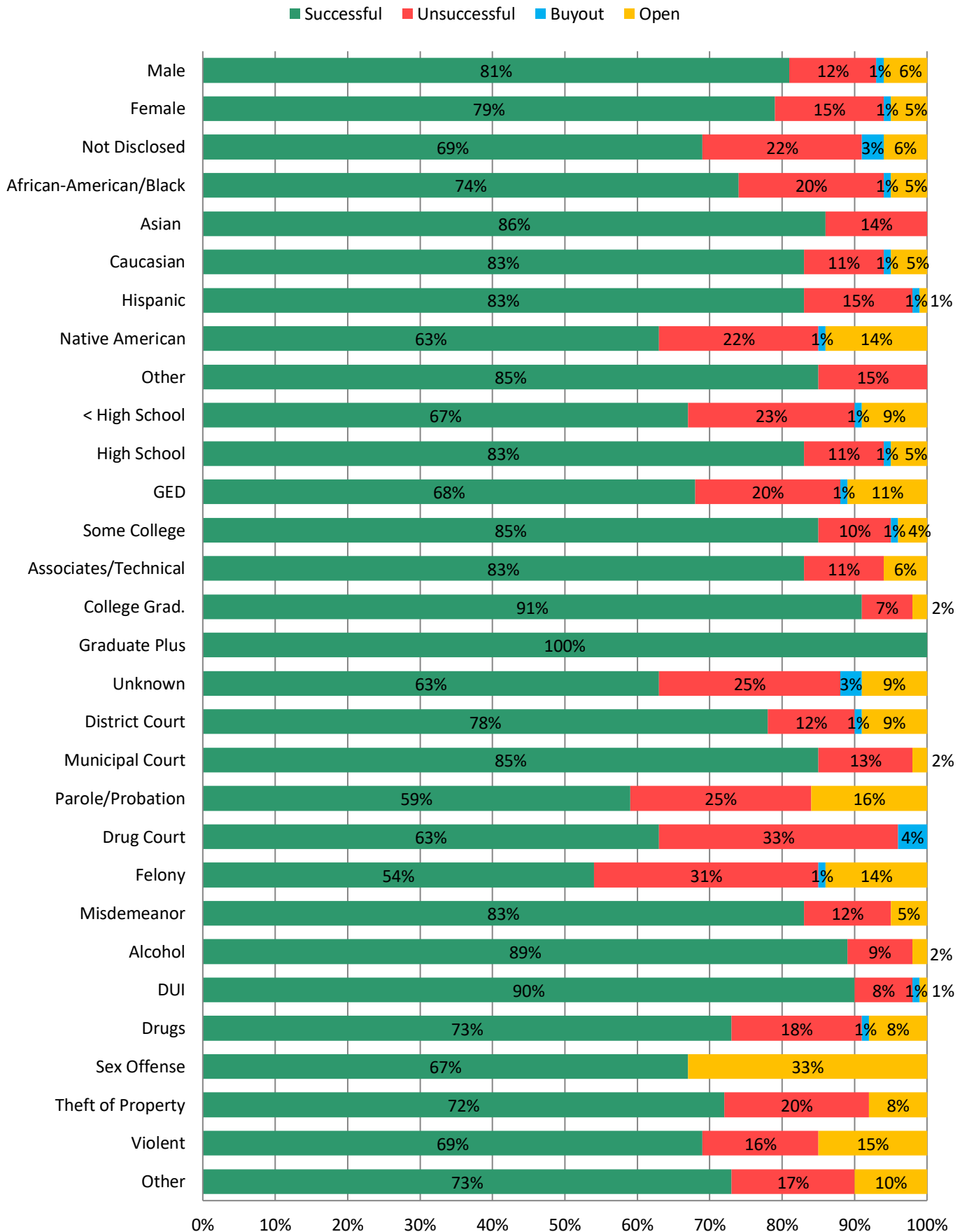


Did Recidivism Occur?



Closure Status of Category Domains

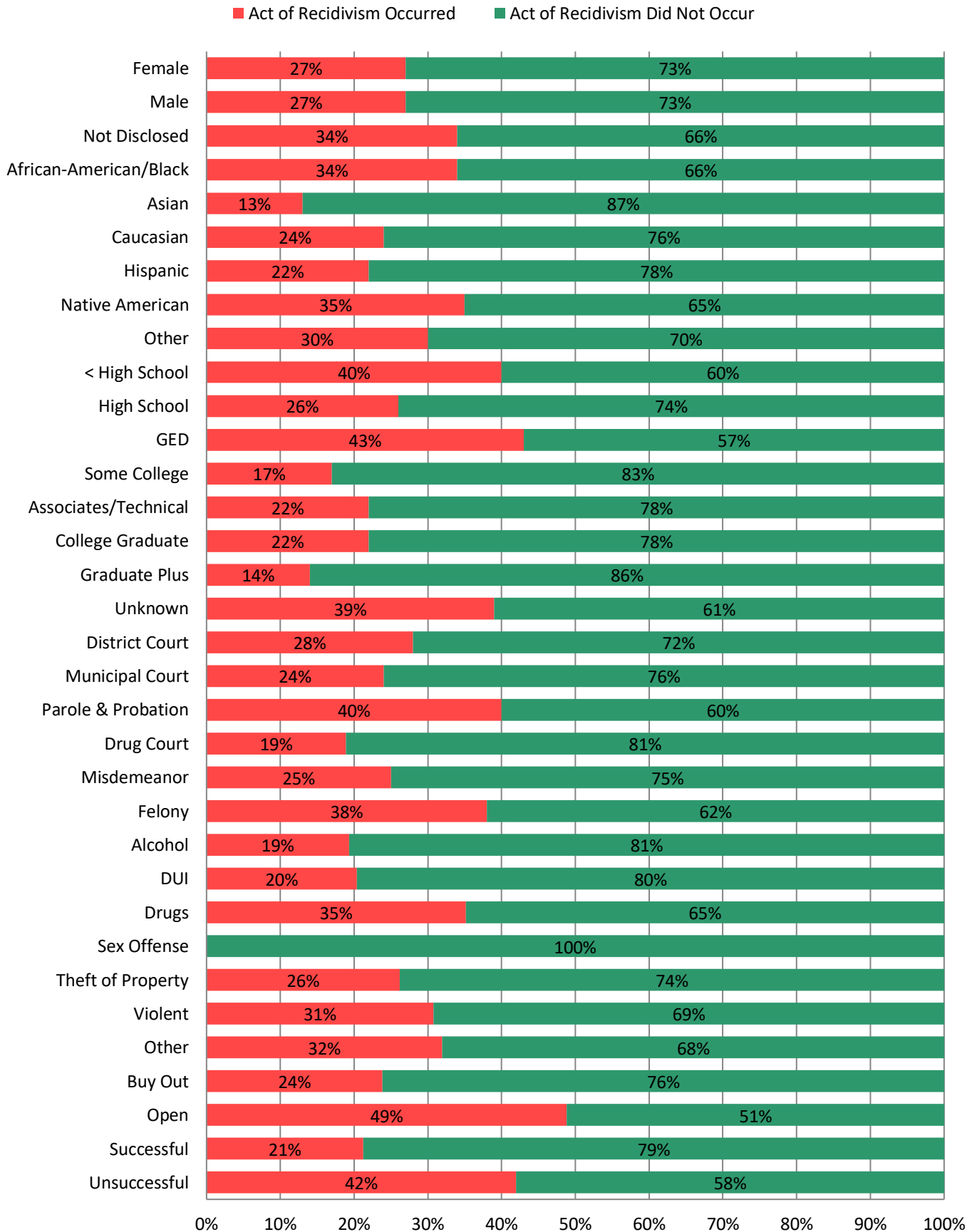
North Dakota Community Corrections Association



Recidivism Status of Category Domains

Act of Recidivism Occurred Vs. Act of Recidivism Did Not Occur

North Dakota Community Corrections Association



IV. NDCCA Recidivism Study Conclusion & Outcomes

As it relates to the North Dakota Community Corrections Association, the overall results of the 2017 Recidivism Study were favorable in the support of community service being utilized as an alternative to incarceration. Out of 2,136 clients who participated/enrolled in the community service programs across North Dakota, 1,712 successfully completed their community service hours which was a success rate of 80%. Furthermore, 1,581 clients (74%) out of the 2,136 participating clients did not commit an act of recidivism in the year following the criminal case which appeared in the 2017 Recidivism Study.

