

# **North Dakota Community Corrections Association**



## **2016 Recidivism Study**

Report Created By

-Chelsey Williams-

Grand Forks Community Service & Restitution Program

July 2021

## I. Introduction to the North Dakota Community Corrections Association [NDCCA]

### Mission Statement

Community Corrections Programs are strategically placed statewide in an effort to enhance community partnerships while providing community based alternatives to detention. The community based alternatives focus on protecting society, addressing the concerns of victims and providing supervision to offenders in the community.

More specifically, all community service programs are to have a coordinated office which provides:

- Alternatives to incarceration
- Repayment to the community for inappropriate or unlawful behavior
- A positive support system

### History

The first community service program was established in Williston, ND in December 1991 and throughout the years additional community service programs were created with the most recent program being established in Dickey County, ND in 2020. As a way to enrich each individual program and support each other, the North Dakota Community Corrections Association [NDCCA] was established in 1995 which also served the purpose of allowing the community service programs to engage in common training, develop goals/projects to enhance the NDCCA as well as the individual programs and share ideas that can lead to better supervision of offenders. A major benefit of the NDCCA is a shared database which allows for the seamless transfer of clientele from one community service agency to another.

These sixteen independent community service programs are located strategically throughout North Dakota and provide community based alternatives to detention. The community service agencies provide the opportunity for adult/juvenile offenders to perform court ordered community service obligations by working at non-profit organizations, government entities and/or for the community at large. The ND Department of Corrections & Rehabilitation: Parole/Probation Division allows offenders to perform community service in lieu of paying their supervision fees at the rate of \$8.00 for each hour of service.

*Community Corrections . . . Life Change Through Service.*

### NDCCA Members Participating in the NDCCA 2016 Recidivism Study

Barnes County Community Service / Valley City, ND  
Centre, Inc. – Community Service Program / Bismarck, ND  
Dickinson Regional Community Service / Dickinson, ND  
Grand Forks Community Service & Restitution Program / Grand Forks, ND  
Heart of America Community Service Program / Rugby, ND  
Jamestown Community Corrections / Jamestown, ND  
Ransom County Community Service / Lisbon, ND  
Rehab Services, Inc. – Community Service Program / Minot, ND  
Restore, Inc. / Fargo, ND  
Richland County Community Service / Wahpeton, ND  
Sargent County Community Service Program / Forman, ND  
Williston Region Community Service / Williston, ND

### NDCCA Members Not Participating In the NDCCA 2016 Recidivism Study & Reason

Dickey County Community Service Program / Oakes, ND **\*\*Program was not established until August 2020\*\***  
Lake Region Community Service Program / Devils Lake, ND **\*\*Struck from 2016 study due to data collection error\*\***  
LaMoure County Community Service Program / LaMoure, ND **\*\*Program was not established until January 2019\*\***  
Rolette County Community Service Program / Rolla, ND **\*\*Program was not established until July 2018 \*\***

## II. NDCCA Recidivism Study

The NDCCA came together to conduct a study looking at recidivism rates of participants who are involved in the criminal justice system and were ordered to complete community service. The intent of the study is not to determine whether or not community service reduces the probability of recidivism as compared to sentences not requiring community service, but to gather the recidivism rates of offenders ordered to perform community service. This is a starting point for the NDCCA to gather information while leaving the option open for future studies to determine the impact of community service on recidivism rates as compared to sentences not including community service.

For the intent and purpose of this study, recidivism is defined as *a tendency to relapse into a previous condition or mode of behavior; especially: relapse into criminal behavior*. [Merriam-Webster Dictionary New Edition © 2016]

### Method

All member agencies were asked to collect targeted information of participants who were ordered to perform community service and who enrolled in the community service programs between the dates of January 1, 2016 through December 31, 2016. Offenders were asked for permission to use their demographic information, but were assured that no personal identifying material would be published. If a participant did not wish to be involved in the study, then their demographic information (name, date of birth, ethnicity, education level) was identified as anonymous or unknown. However, the specifics of the case (case number, referral source, offense level, offense category, hours ordered) were entered onto the study as those are of public record. An example of the disclosure is as follows as used by the Greater Grand forks Community Service & Restitution Program.

\_\_\_ Additionally, I understand that information pertaining to my case may be used in the future as part of a research study; however, personal identifying information will not be published.

*\*Clients were asked to initial this statement upon their agreement.*

(Image #1)

The targeted information to be collected included: name, gender, date of birth, education level, case number of judgment ordering community service, referral source, offense level, offense category, number of community service hours ordered, number of community service hours completed at time of case closure, case closure status and occurrence of recidivism. The collected information was entered in an Excel spreadsheet utilized by all NDCCA members and is shown below.

NDCCA 2016 Recidivism Study - TEMPLATE												
Data Collection from January 1, 2016 through December 31, 2016												
Name	Gender	Ethnicity	Date of Birth	Education Level	Case Number	Referral Source	Offense Level	Offense Category	Hours Ordered	Hours Complete	Closure Status	Has Recidivism Occurred?

(Image #2)

The categories of name, date of birth, hours ordered and hours completed were entered on a case by case basis, but the remaining categories included drop down boxes for NDCCA members to select from to ensure a level of cohesiveness. The drop down selections for the categories were:

Gender	Ethnicity	Education Level	Referral Source	Offense Level	Offense Category	Closure Status	Recidivism
Female	Not Disclosed	< High School	District Court	Misdemeanor	Alcohol	Buy Out	Yes
Male	African American/Black	High School	Municipal Court	Felony	DUI	Open	No
	Asian	GED	Parole/Probation		Drugs	Successful	
	Caucasian	Some College	Drug Court		Sex Offense	Unsuccessful	
	Hispanic	College Grad.			Theft of Property		
	Native American	Graduate +			Violent		
	Other				Other		

(Image #3)

### Collection

The study had a collection period of twelve months during which NDCCA members entered the targeted information. Only participants who enrolled in the community service programs were entered onto the Excel spreadsheets; if a client was referred to a community service program but did not enroll then their data was not collected. The collection period to enter enrolled participants began on January 1, 2016 and went through December 31, 2016; no participants were entered onto the spreadsheet if their enrollment date into a community service program occurred after December 31, 2016.

The NDCCA determined that a three month grace period after December 31, 2016 would be utilized to allow for more thorough data collection; especially, for those participants who did not enroll in the community service programs until December 2016. NDCCA members were asked to review their spreadsheets and enter the number of community service hours completed and closure status of each participant as either buyout, open, successful or unsuccessful as of March 31, 2017. The determination of *successful* or *unsuccessful* was based on whether or not the participant completed their ordered community service as of March 31, 2017. However, if a participant was still working their community service hours as of March 31, 2017 or if their deadline had not been reached by that date then the closure status was identified as *open*. If the participant was allowed to pay off (buy out) their community service hours, the closure status was identified as *buyout*. At this point, the only category domain not addressed was "Has Recidivism Occurred?"

Following the end of the collection period, the study then was placed in a one year resting period (January 1, 2017 through December 31, 2017) during which no action was taken as that had been deemed the "recidivism"/"resting" period. At the conclusion of the recidivism period, NDCCA members were directed to utilize the North Dakota Courts Records Inquiry website (<http://publicsearch.ndcourts.gov>) to check if a participant was *convicted* of a criminal offense after the conclusion of the case identified on the NDCCA 2016 Recidivism Study or within the recidivism period. If a participant had been convicted of a subsequent criminal offense, then "Yes" was selected under the "Has Recidivism Occurred?" category. If a participant had not been convicted of a subsequent criminal offense, then "No" was selected under the "Has Recidivism Occurred?" category.

### **III. NDCCA Regional Statistics Based on Collected Data**

Please see the following pages which contain the calculated/categorized statistics for the **North Dakota Community Corrections Association**. It should be noted that Lake Region Community Service & Restitution Program (Devils Lake, ND) was struck from the NDCCA 2016 Recidivism Study due to data collection error; therefore, any participant/case information from that region was not included in the totals for the North Dakota Community Corrections Association.

*\*All percentages documented in the statics have been rounded to the nearest whole value.*

# Barnes County Community Service (Valley City)

## Demographics & Offense Details

Total Number of Clients = 141

### Gender

Male	92
Female	49



### Ethnicity

Not Disclosed	16
African-American/Black	10
Asian	0
Caucasian	104
Hispanic	4
Native American	6
Other	1

### Education Level

< High School	17
High School	56
GED	6
Some College	35
College Graduate	3
Graduate Plus	0
Not Disclosed	24

### Referral Source

District Court	72
Municipal Court	9
Probation	0
Drug Court	0

### Offense Category

Alcohol	57
DUI	7
Drugs	43
Sex Offense	0
Theft of Property	8
Violent	3
Other	23

### Offense Level

Felony	7
Misdemeanor	134

### Closure Status

Buy Out	13
Open	5
Successful	78
Unsuccessful	45



### Did Recidivism Occur?

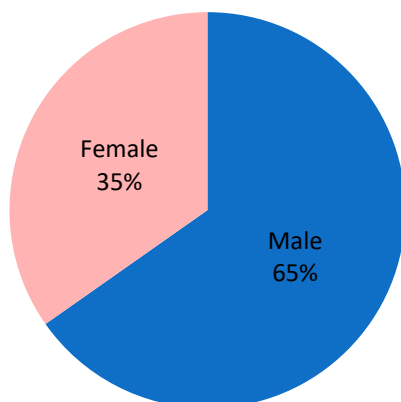
Yes	16
No	125

### Community Service Hours

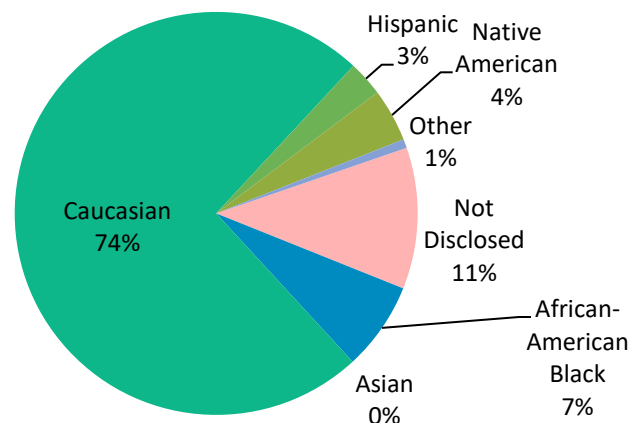
Total Number Hours Ordered	3,800	<b>Percentage of Total Hours</b>
Number of Hours Bought Out	423	11%
Number of Hours Completed	1,962	52%
Number of Hours Uncompleted	1,415	37%

The following graphs show the breakdown of the total number of clients for each category.

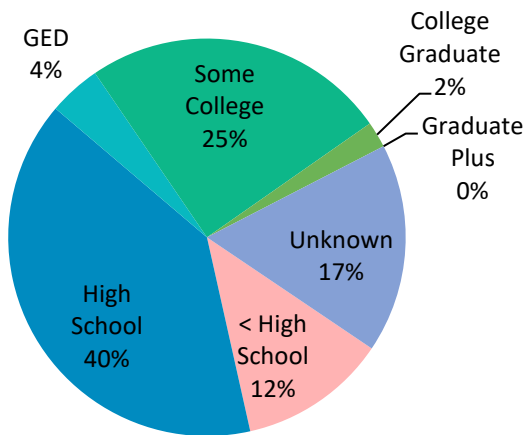
### Gender



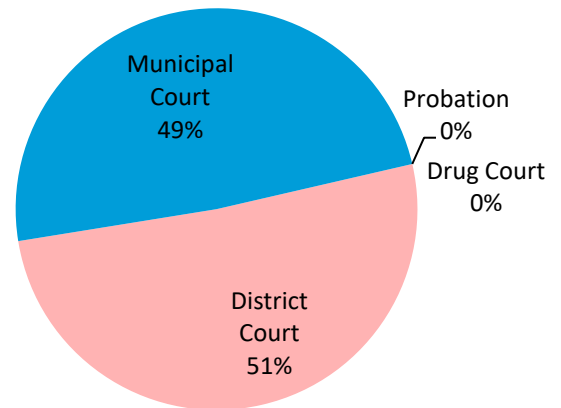
### Ethnicity



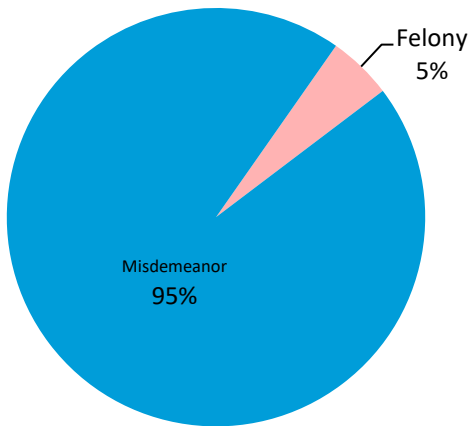
### Education Level



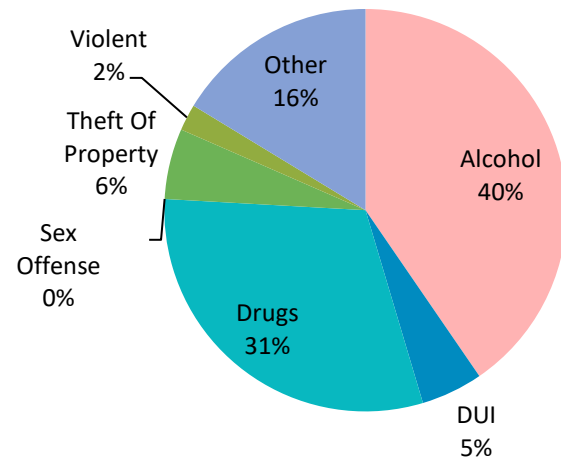
### Referral Source



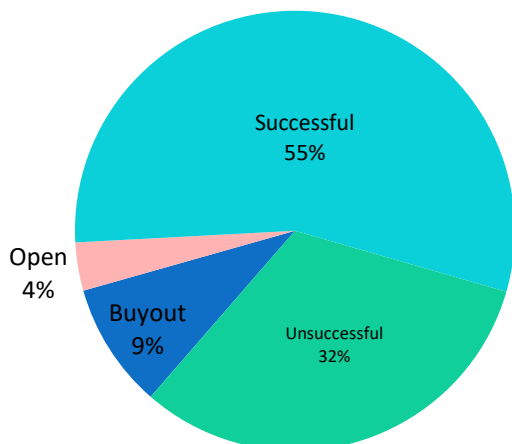
### Offense Level



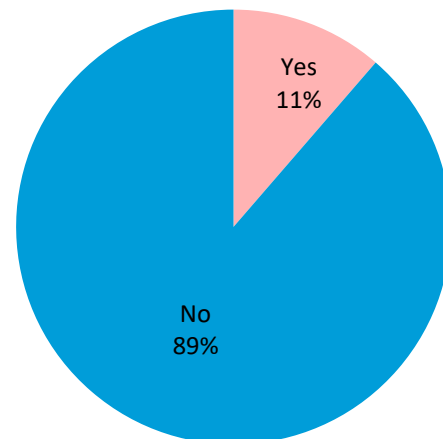
### Offense Category



### Closure Status



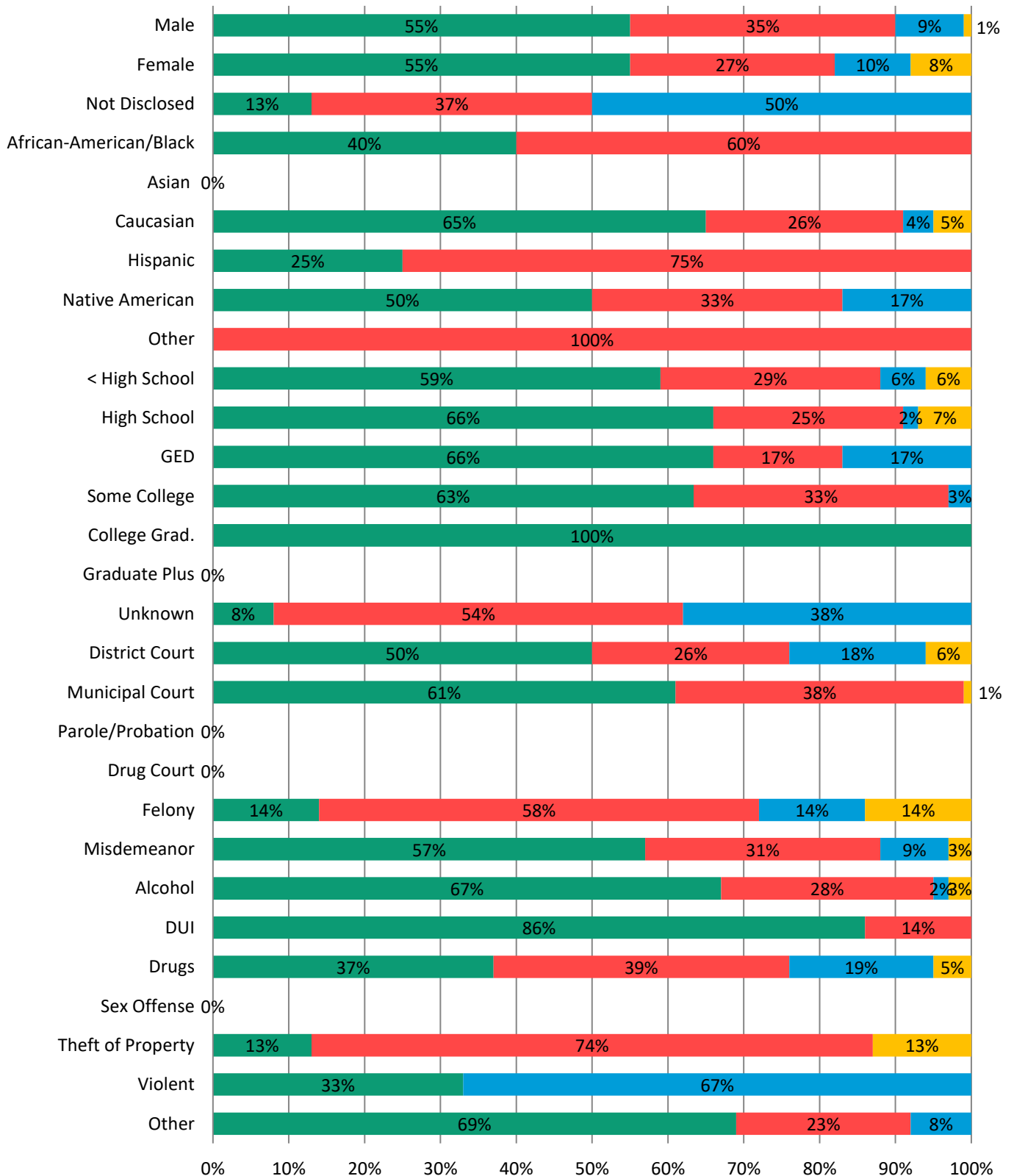
### Did Recidivism Occur?



# Closure Status of Category Domains

Barnes County Community Service

Successful Unsuccessful Buyout Open

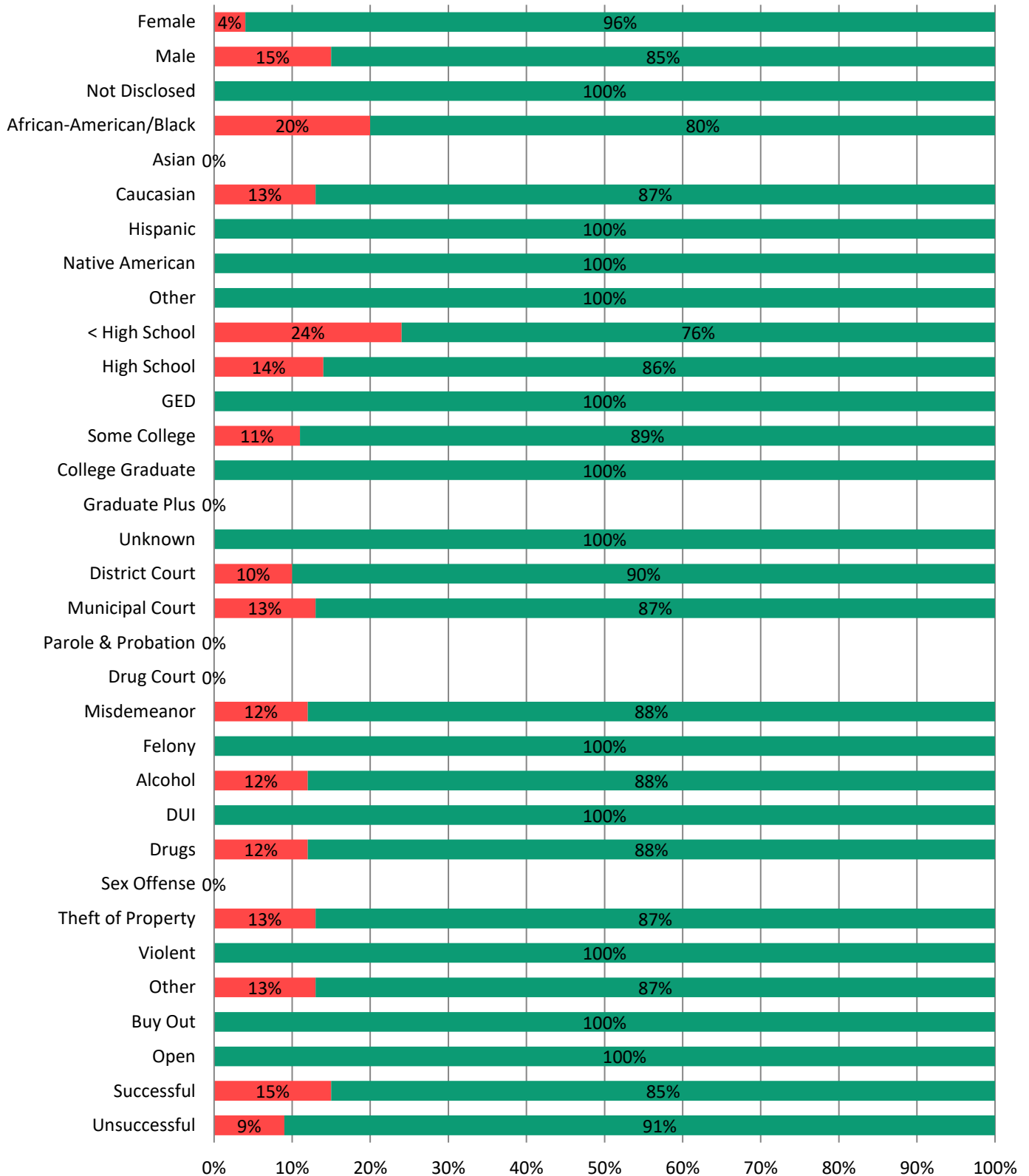


# Recidivism Status of Category Domains

## Act of Recidivism Occurred Vs. Act of Recidivism Did Not Occur

### Barnes County Community Service

■ Act of Recidivism Occurred ■ Act of Recidivism Did Not Occur



## Centre, Inc. – Community Service Program (Bismarck)

### Demographics & Offense Details

Total Number of Clients = 410

#### Gender

Male	280
Female	130



#### Ethnicity

Not Disclosed	1
African-American/Black	11
Asian	0
Caucasian	329
Hispanic	17
Native American	52
Other	0

#### Education Level

< High School	56
High School	122
GED	36
Some College	170
College Graduate	22
Graduate Plus	2
Not Disclosed	2

#### Referral Source

District Court	275
Municipal Court	56
Probation	39
Drug Court	40

#### Offense Category

Alcohol	88
DUI	60
Drugs	103
Sex Offense	0
Theft of Property	0
Violent	15
Other	144

#### Offense Level

Felony	81
Misdemeanor	329

#### Closure Status

Buy Out	2
Open	43
Successful	265
Unsuccessful	100



#### Did Recidivism Occur?

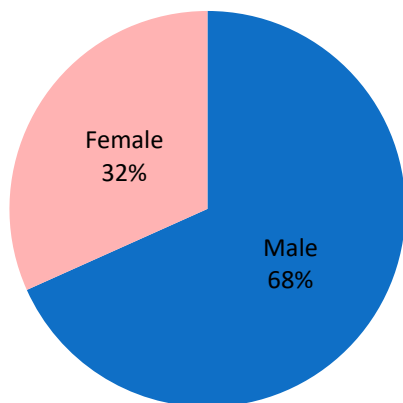
Yes	159
No	251

#### Community Service Hours

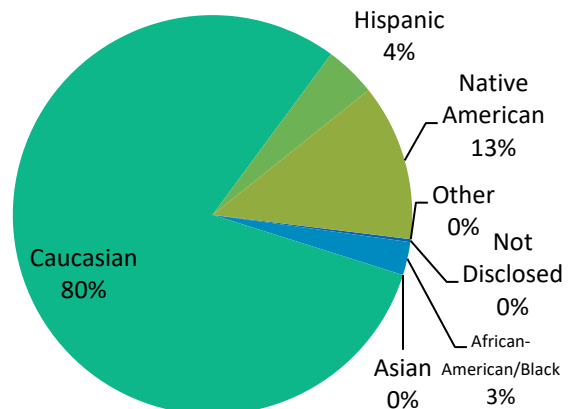
Total Number Hours Ordered	12,101	<b>Percentage of Total Hours</b>
Number of Hours Bought Out	70	1%
Number of Hours Completed	7661.35	63%
Number of Hours Uncompleted	4369.65	36%

The following graphs show the breakdown of the total number of clients for each category.

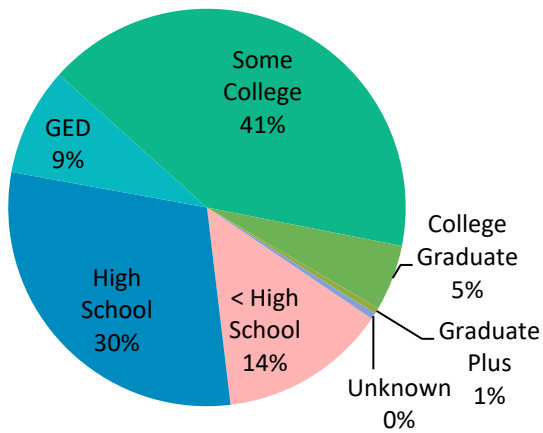
#### Gender



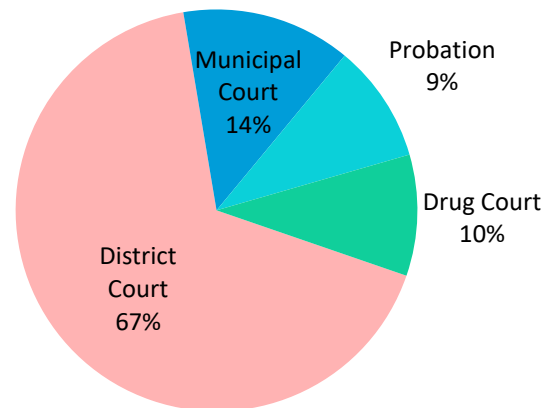
#### Ethnicity



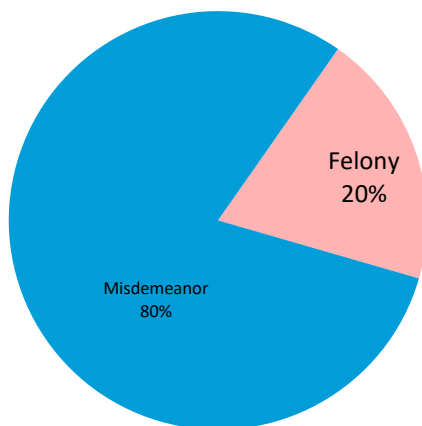
**Education Level**



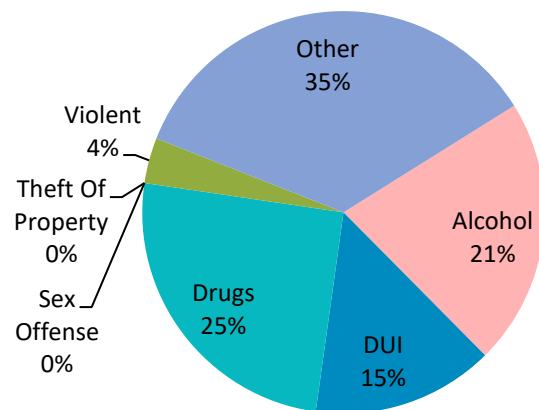
**Referral Source**



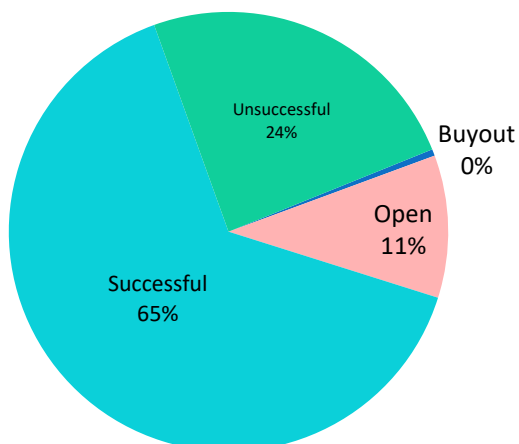
**Offense Level**



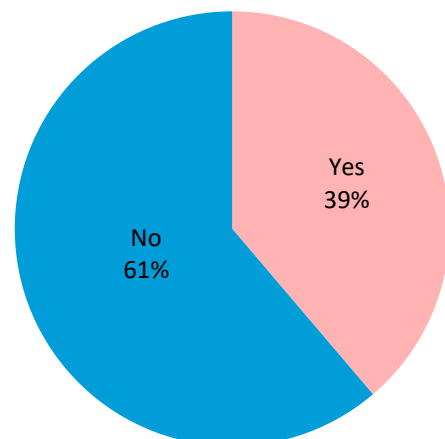
**Offense Category**



**Closure Status**

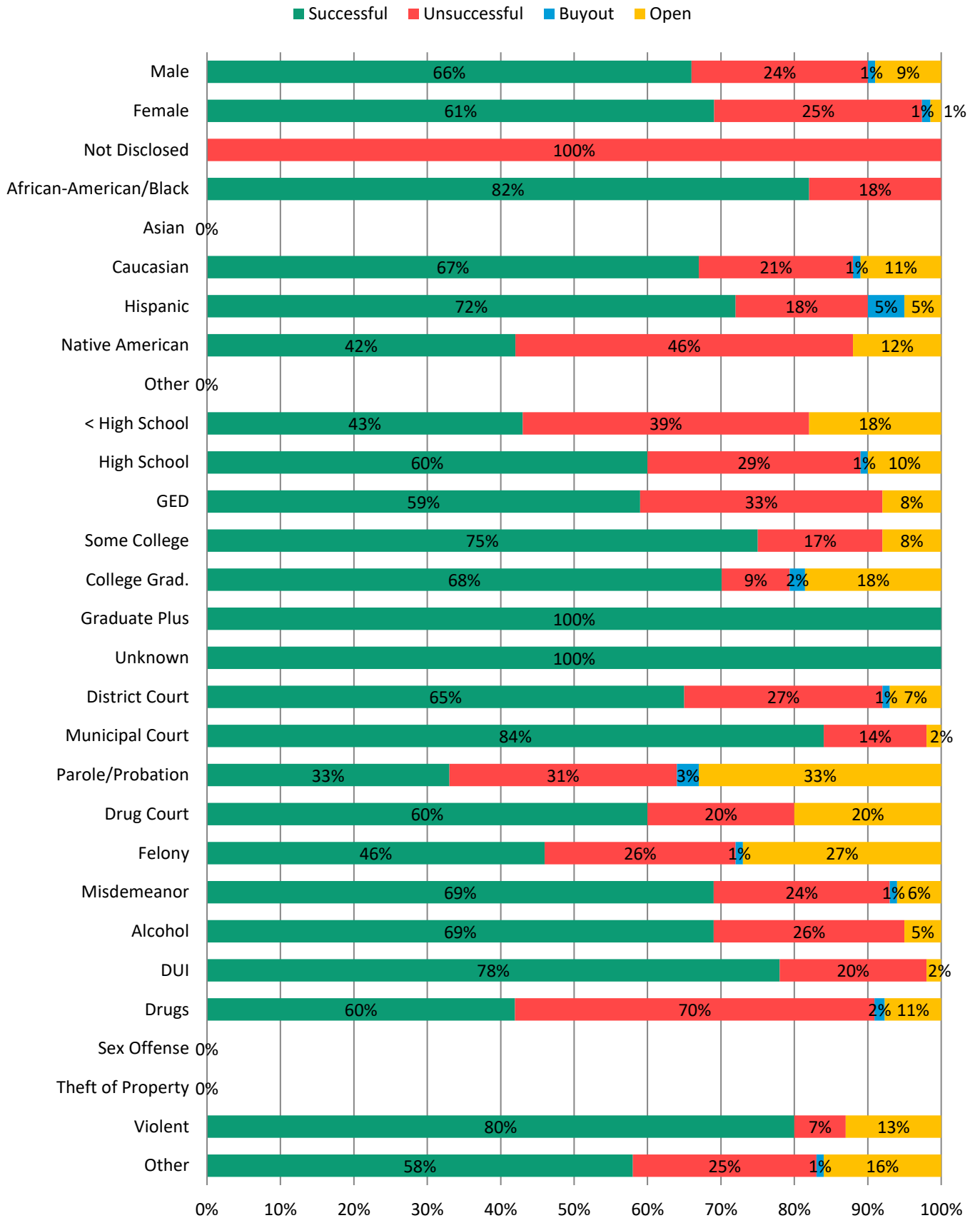


**Did Recidivism Occur?**



# Closure Status of Category Domains

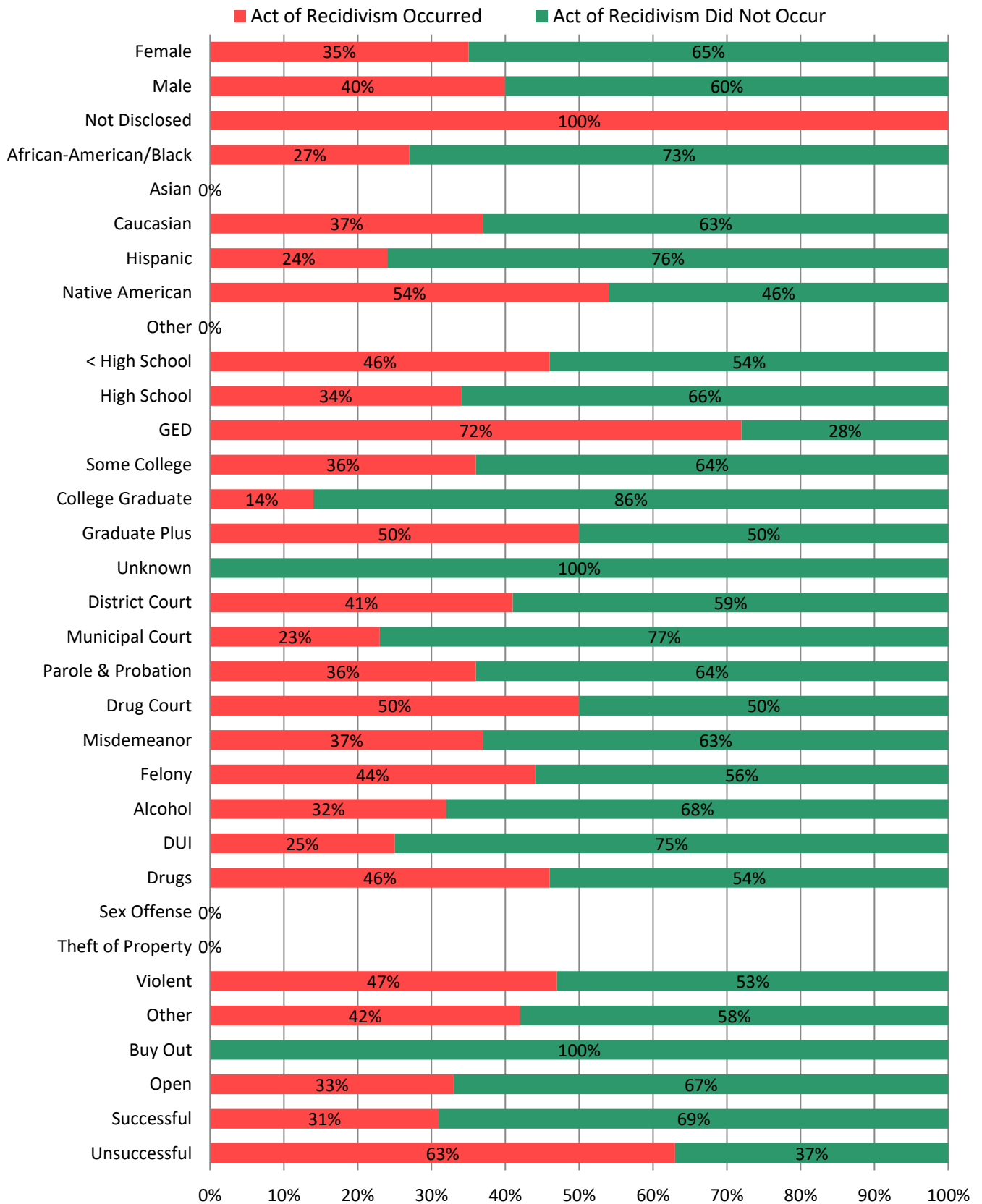
Centre, Inc. / Bismarck, ND



# Recidivism Status of Category Domains

## Act of Recidivism Occurred Vs. Act of Recidivism Did Not Occur

Centre, Inc. / Bismarck, ND



# Dickinson Regional Community Service

## Demographics & Offense Details

Total Number of Clients = 29

### Gender

Male	17
Female	12



### Ethnicity

Not Disclosed	0
African-American/Black	2
Asian	0
Caucasian	25
Hispanic	2
Native American	0
Other	0

### Education Level

< High School	3
High School	11
GED	3
Some College	8
College Graduate	1
Graduate Plus	1
Not Disclosed	2

### Referral Source

District Court	10
Municipal Court	18
Probation	1
Drug Court	0

### Offense Category

Alcohol	7
DUI	0
Drugs	9
Sex Offense	0
Theft of Property	0
Violent	2
Other	11

### Offense Level

Felony	2
Misdemeanor	27

### Closure Status

Buy Out	0
Open	2
Successful	21
Unsuccessful	6



### Did Recidivism Occur?

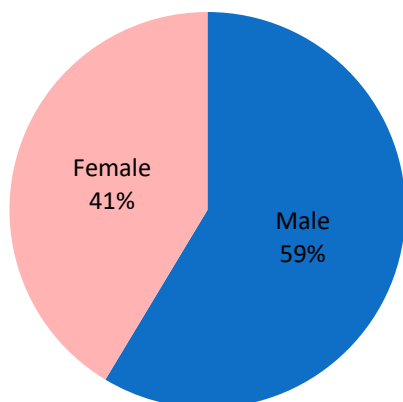
Yes	14
No	15

### Community Service Hours

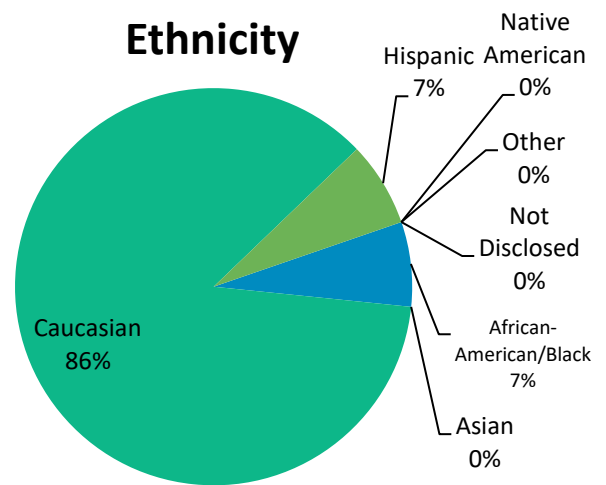
Total Number Hours Ordered	1,501	<b>Percentage of Total Hours</b>
Number of Hours Bought Out	0	0%
Number of Hours Completed	848	56%
Number of Hours Uncompleted	653	44%

The following graphs show the breakdown of the total number of clients for each category.

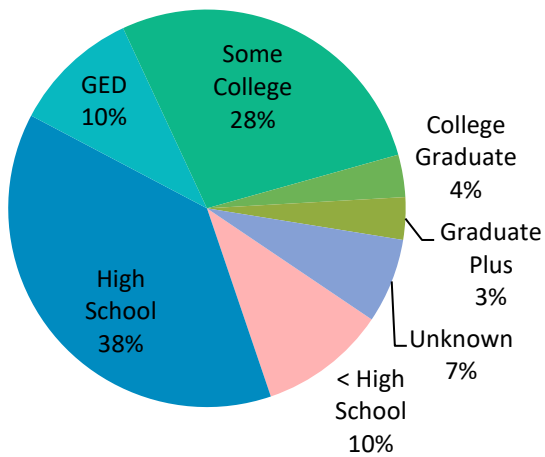
### Gender



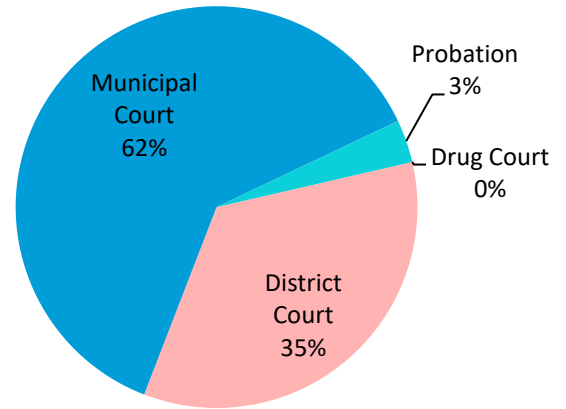
### Ethnicity



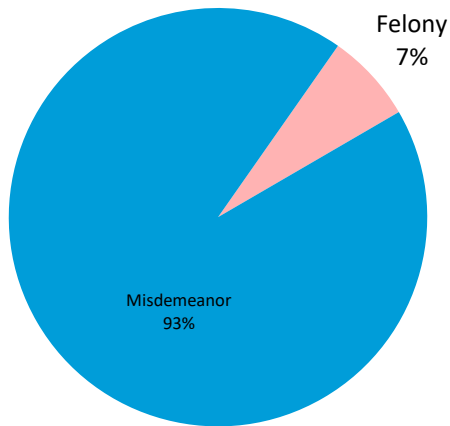
### Education Level



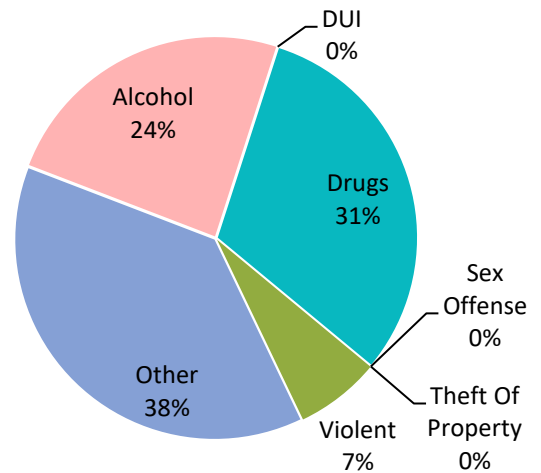
### Referral Source



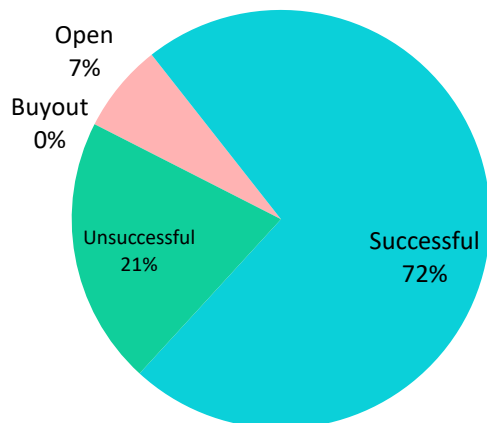
### Offense Level



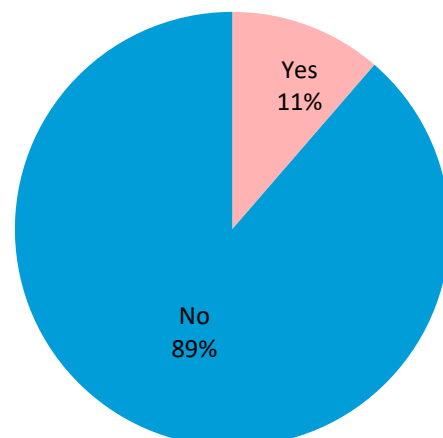
### Offense Category



### Closure Status



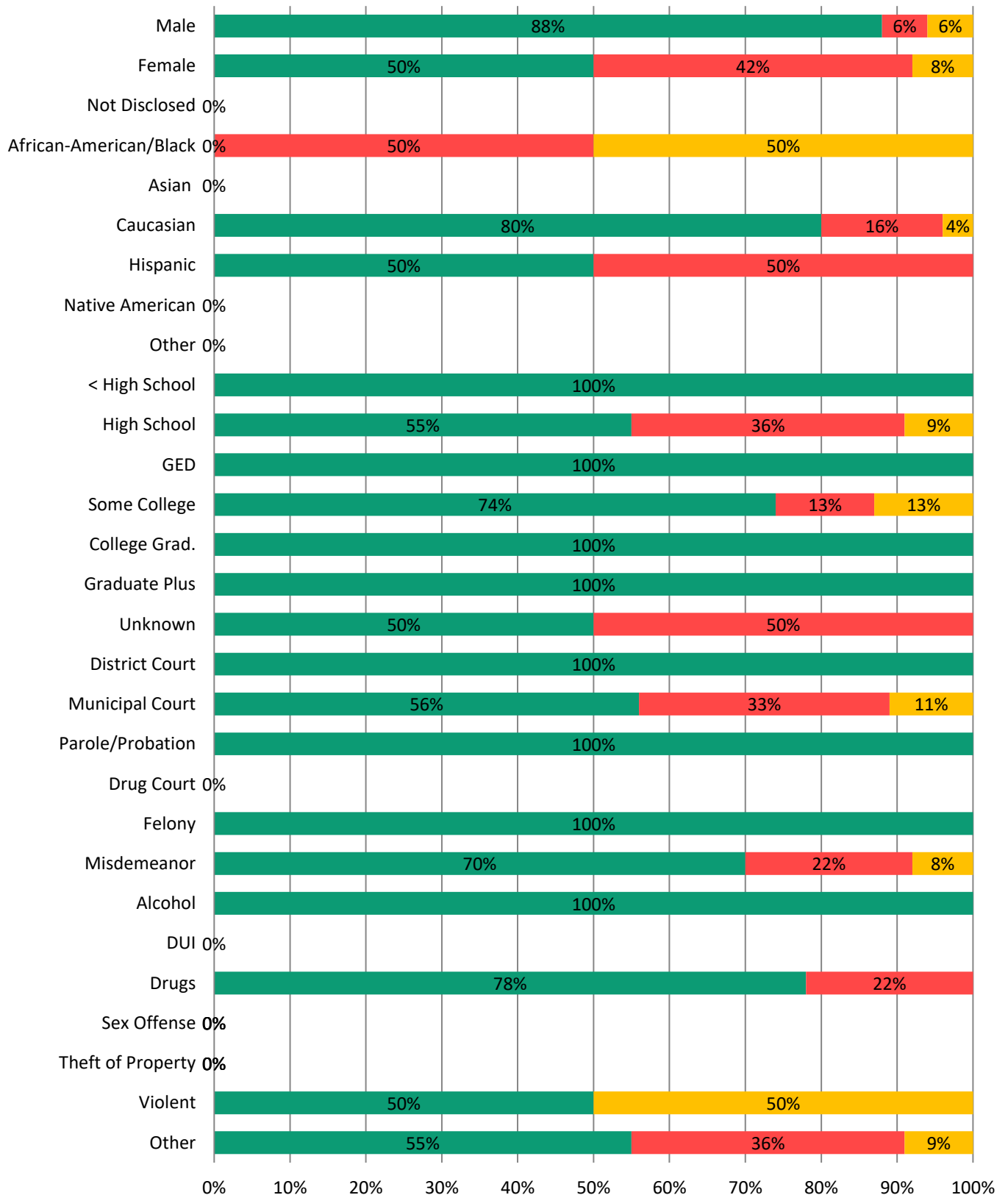
### Did Recidivism Occur?



# Closure Status of Category Domains

Dickinson Regional Community Service

Successful Unsuccessful Buyout Open



# Recidivism Status of Category Domains

## Act of Recidivism Occurred Vs. Act of Recidivism Did Not Occur

Dickinson Regional Community Service



# Grand Forks Community Service & Restitution Program

## Demographics & Offense Details

Total Number of Clients = 225

### Gender

Male	155
Female	70



### Ethnicity

Not Disclosed	6
African-American/Black	10
Asian	4
Caucasian	189
Hispanic	7
Native American	7
Other	2

### Education Level

< High School	15
High School	50
GED	9
Some College	123
College Graduate	24
Graduate Plus	0
Not Disclosed	4

### Referral Source

District Court	155
Municipal Court	48
Probation	18
Drug Court	4

### Offense Category

Alcohol	66
DUI	38
Drugs	34
Sex Offense	1
Theft of Property	18
Violent	12
Other	56

### Offense Level

Felony	22
Misdemeanor	203

### Closure Status

Buy Out	0
Open	18
Successful	173
Unsuccessful	34



### Did Recidivism Occur?

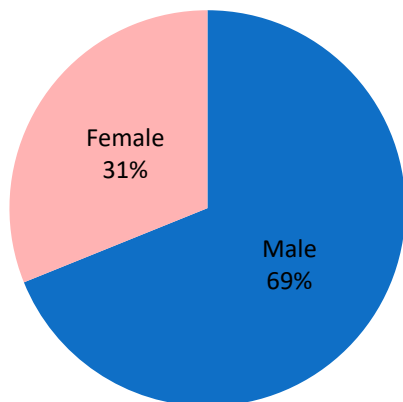
Yes	72
No	153

### Community Service Hours

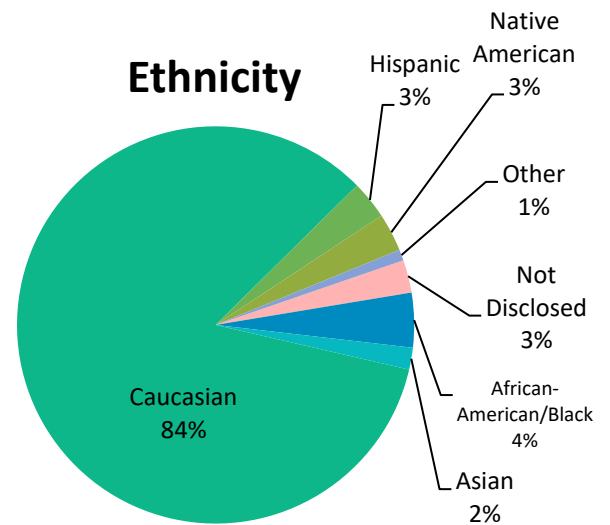
Total Number Hours Ordered	8,109	<b>Percentage of Total Hours</b>
Number of Hours Bought Out	0	0%
Number of Hours Completed	6,020.60	74%
Number of Hours Uncompleted	2,088.40	26%

The following graphs show the breakdown of the total number of clients for each category.

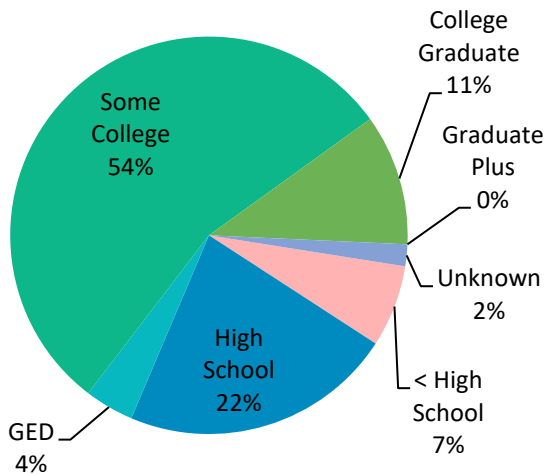
### Gender



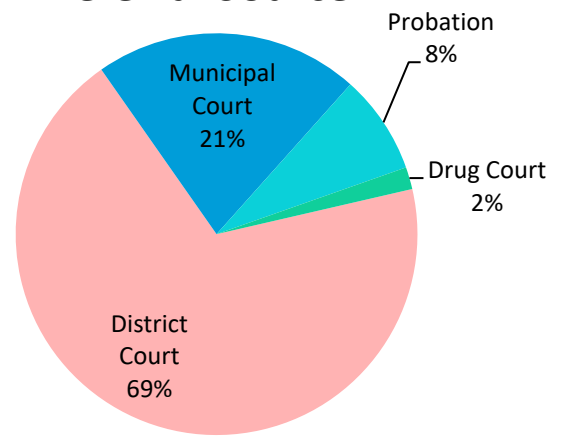
### Ethnicity



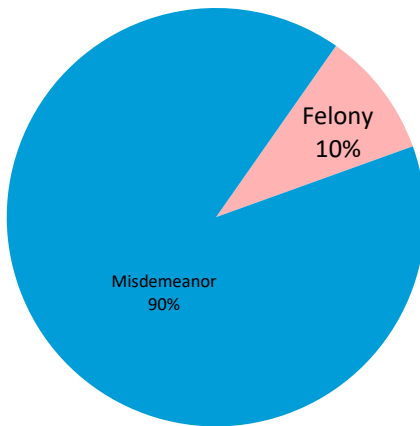
### Education Level



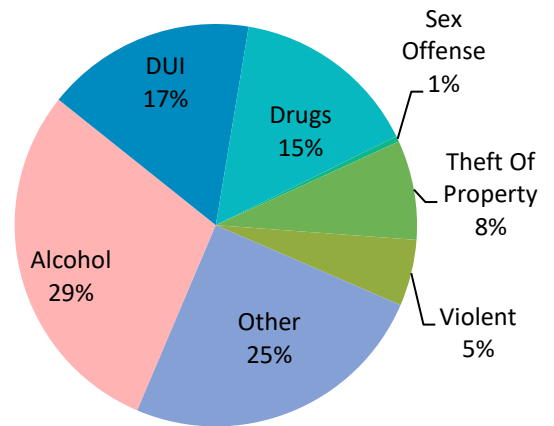
### Referral Source



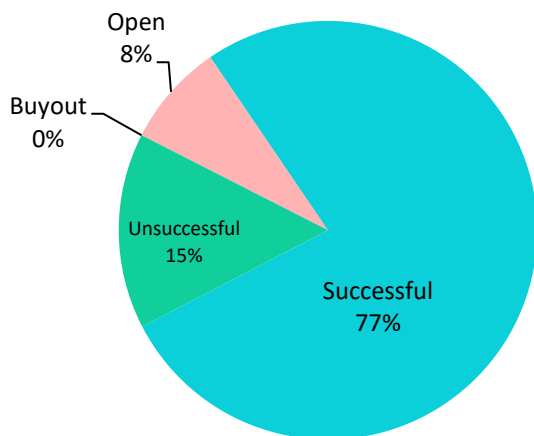
### Offense Level



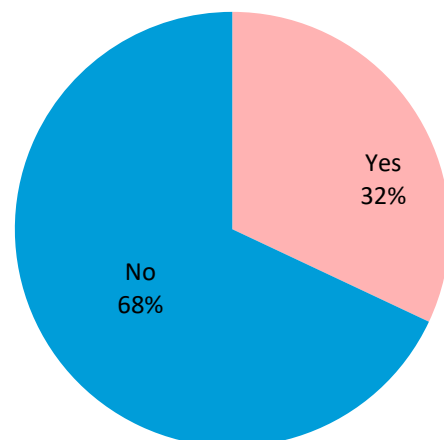
### Offense Category



### Closure Status

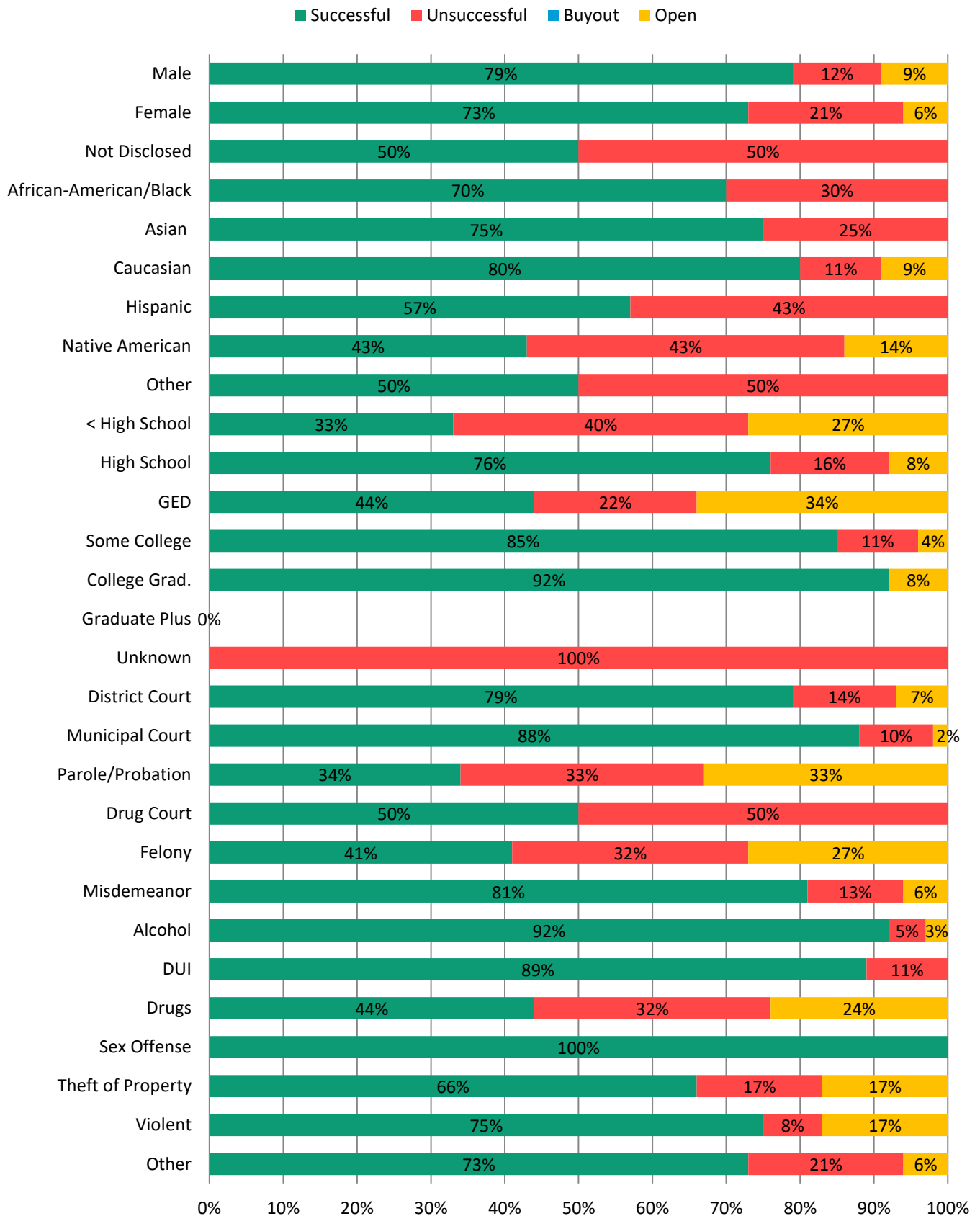


### Did Recidivism Occur?



# Closure Status of Category Domains

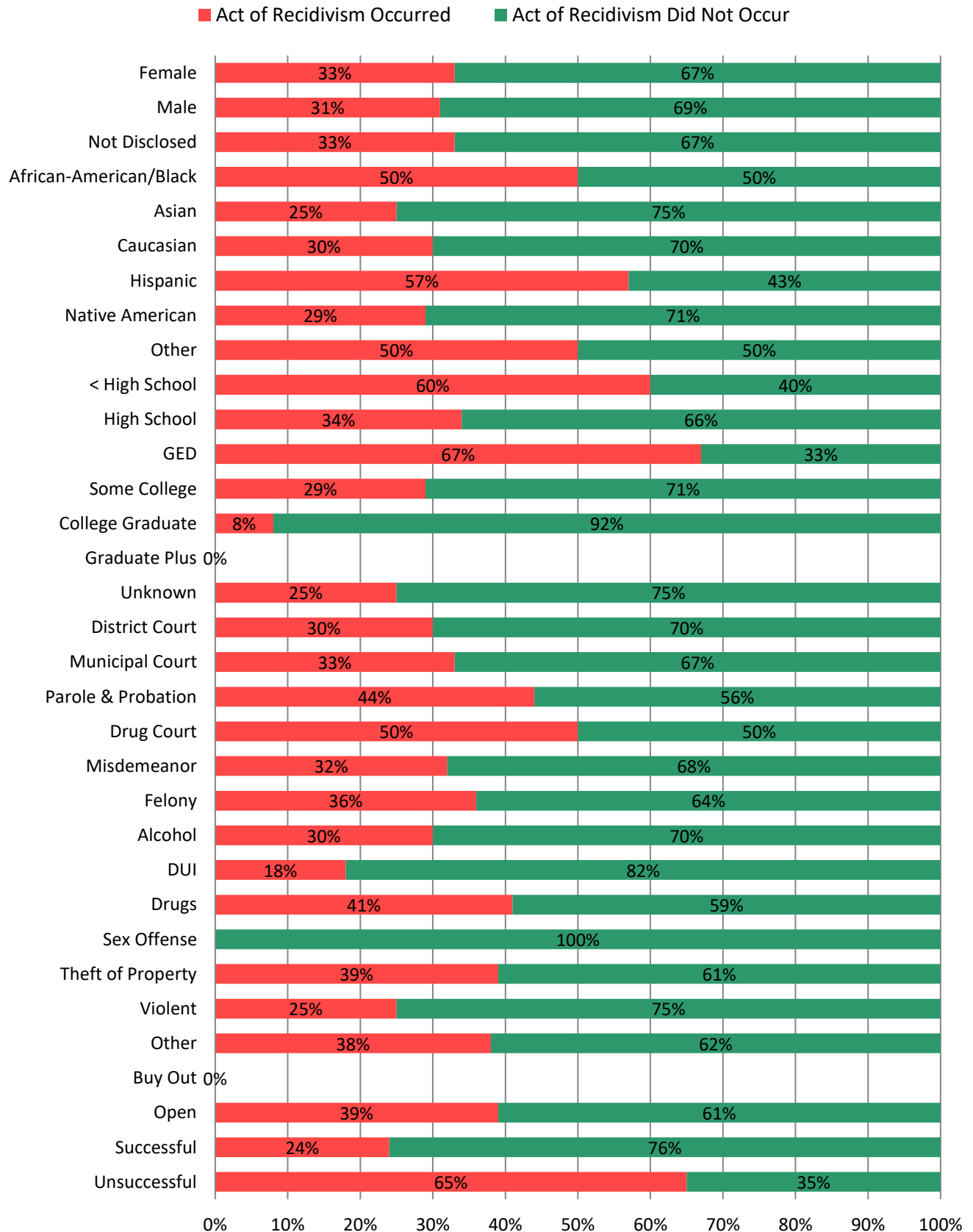
Grand Forks Community Service & Restitution Program



# Recidivism Status of Category Domains

## Act of Recidivism Occurred Vs. Act of Recidivism Did Not Occur

### Grand Forks Community Service & Restitution Program



## Heart of America Community Service Program (Rugby)

### Demographics & Offense Details

Total Number of Clients = 85

#### Gender

Male	59
Female	26



#### Ethnicity

Not Disclosed	0
African-American/Black	2
Asian	0
Caucasian	60
Hispanic	5
Native American	18
Other	0

#### Education Level

< High School	9
High School	29
GED	8
Some College	31
College Graduate	6
Graduate Plus	0
Not Disclosed	2

#### Referral Source

District Court	77
Municipal Court	8
Probation	0
Drug Court	0

#### Offense Category

Alcohol	26
DUI	4
Drugs	15
Sex Offense	0
Theft of Property	4
Violent	8
Other	28

#### Offense Level

Felony	3
Misdemeanor	82

#### Closure Status

Buy Out	0
Open	0
Successful	73
Unsuccessful	12



#### Did Recidivism Occur?

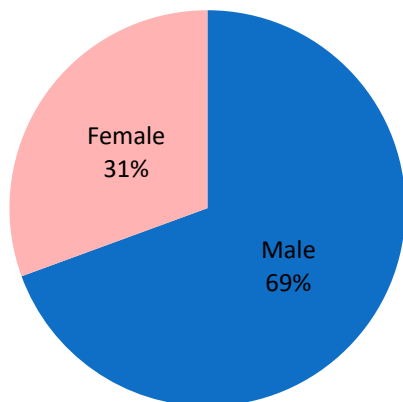
Yes	29
No	56

#### Community Service Hours

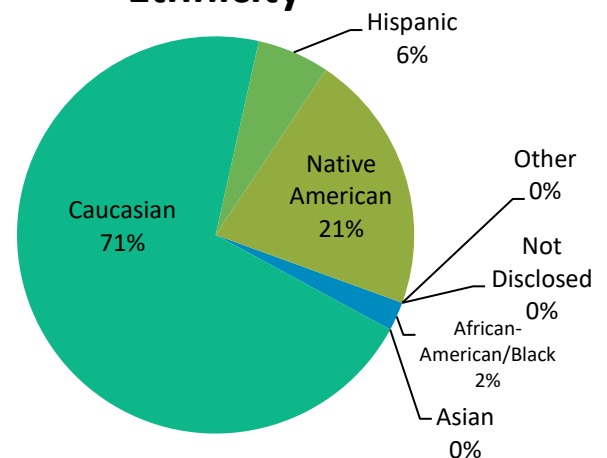
Total Number Hours Ordered	2,684	<b>Percentage of Total Hours</b>
Number of Hours Bought Out	0	0%
Number of Hours Completed	2,426	90%
Number of Hours Uncompleted	258	10%

The following graphs show the breakdown of the total number of clients for each category.

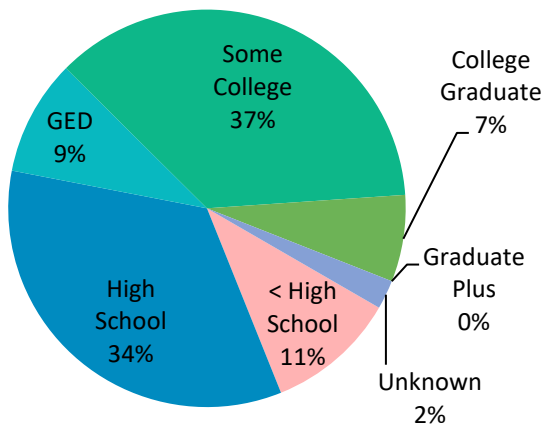
#### Gender



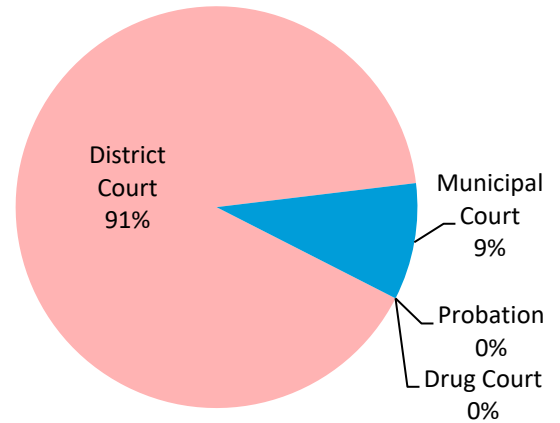
#### Ethnicity



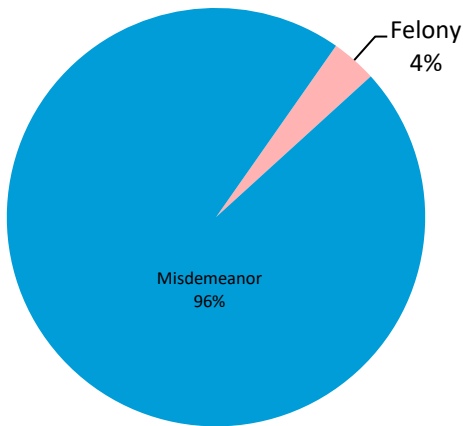
### Education Level



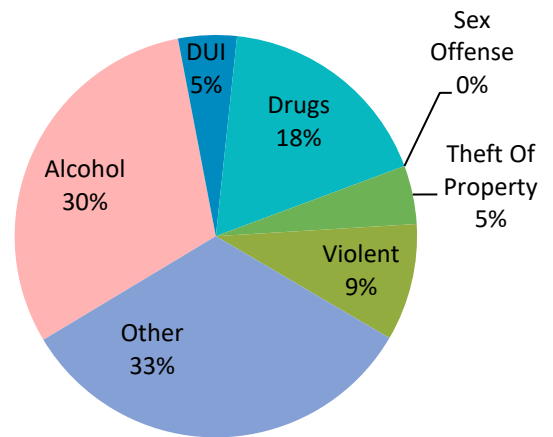
### Referral Source



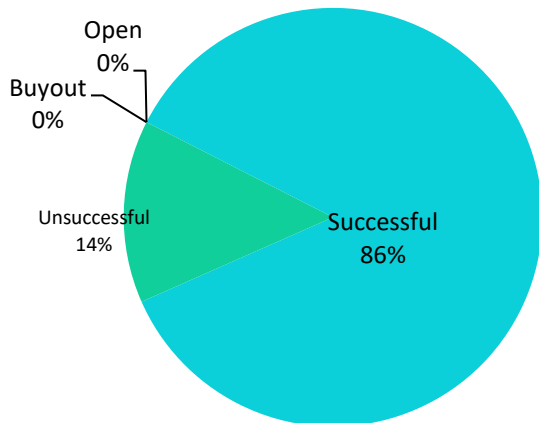
### Offense Level



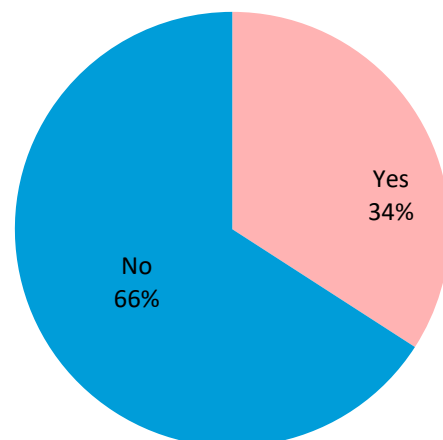
### Offense Category



### Closure Status



### Did Recidivism Occur?



# Closure Status of Category Domains

Heart of America Community Service Program / Rugby, ND

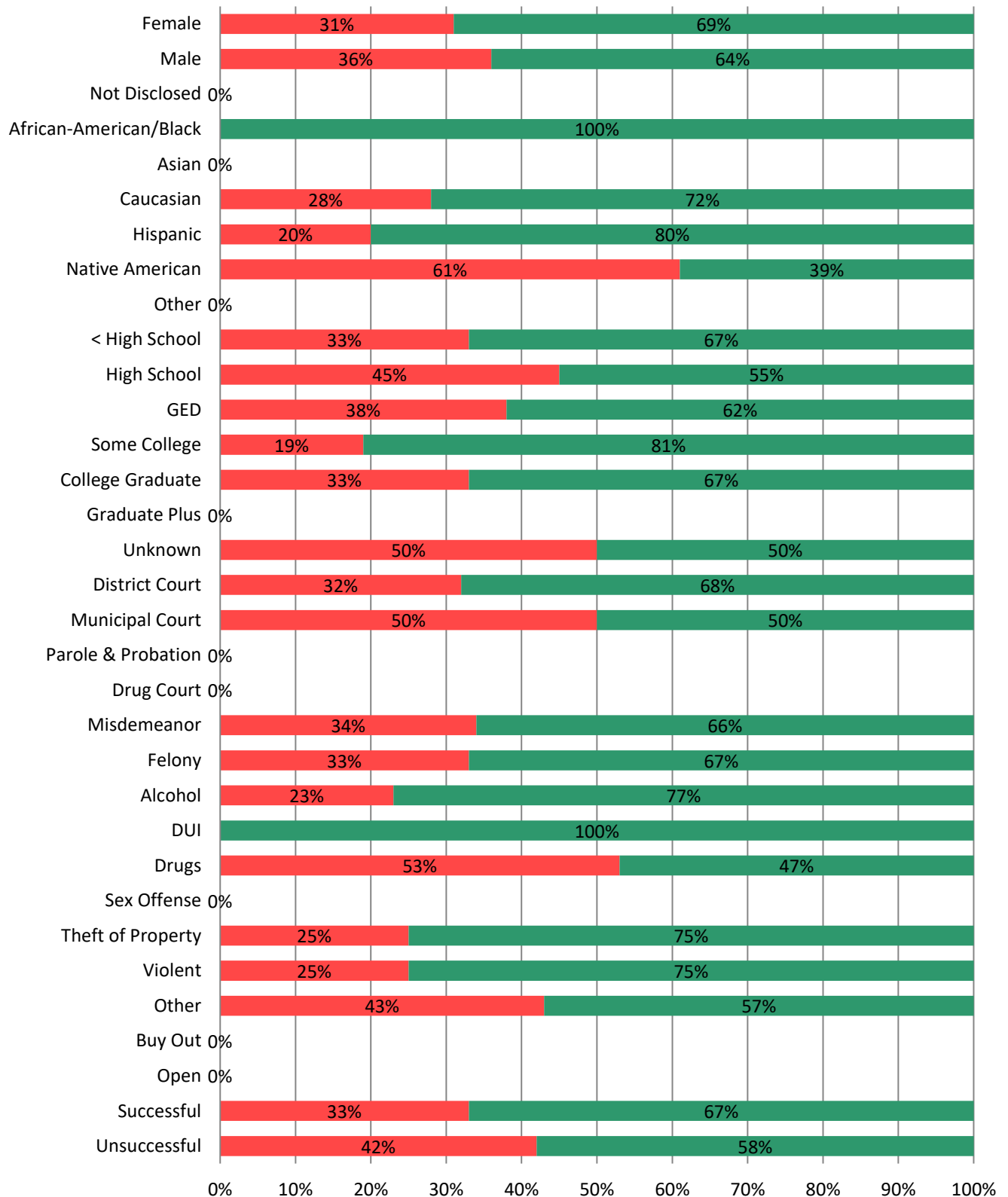


# Recidivism Status of Category Domains

Act of Recidivism Occurred Vs. Act of Recidivism Did Not Occur

Heart of American Community Service Program / Rugby, ND

Act of Recidivism Occurred Act of Recidivism Did Not Occur



# Jamestown Community Corrections

## Demographic & Offense Categories

Total Number of Clients = 155

### Gender

Male	103
Female	52



### Ethnicity

Not Disclosed	7
African-American/Black	10
Asian	1
Caucasian	120
Hispanic	6
Native American	4
Other	7

### Education Level

< High School	21
High School	68
GED	17
Some College	41
College Graduate	0
Graduate Plus	0
Not Disclosed	8

### Referral Source

District Court	94
Municipal Court	61
Probation	0
Drug Court	0

### Offense Category

Alcohol	78
DUI	3
Drugs	36
Sex Offense	0
Theft of Property	0
Violent	3
Other	35

### Offense Level

Felony	3
Misdemeanor	152

### Closure Status

Buy Out	0
Open	0
Successful	129
Unsuccessful	26



### Did Recidivism Occur?

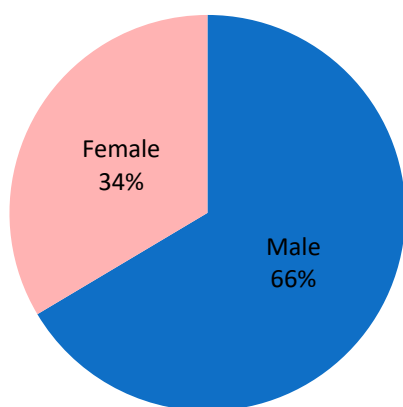
Yes	52
No	103

### Community Service Hours

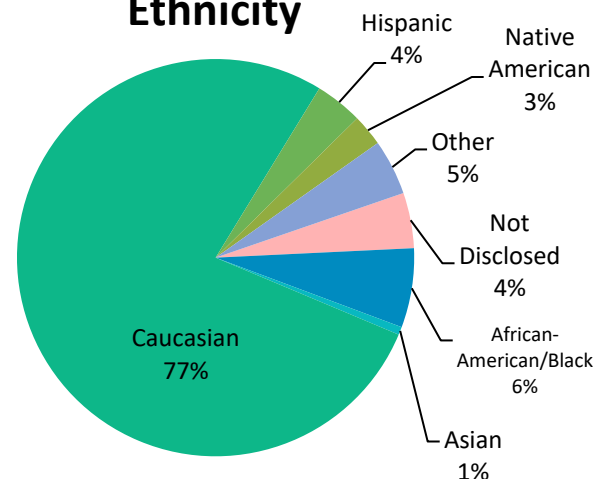
Total Number Hours Ordered	4,457	<b>Percentage of Total Hours</b>
Number of Hours Bought Out	0	0%
Number of Hours Completed	3,621.70	81%
Number of Hours Uncompleted	835.30	19%

The following graphs show the breakdown of the total number of clients for each category.

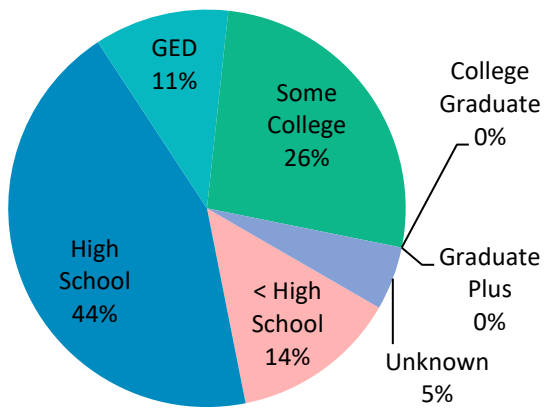
### Gender



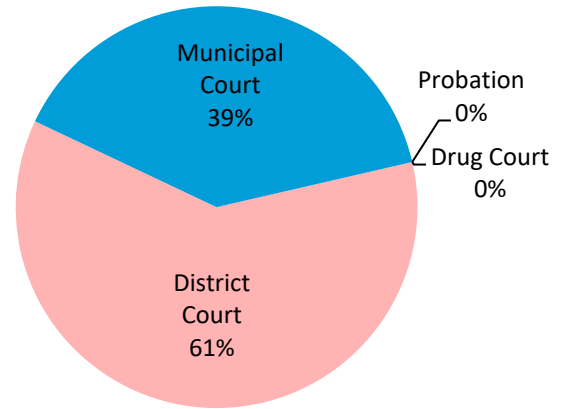
### Ethnicity



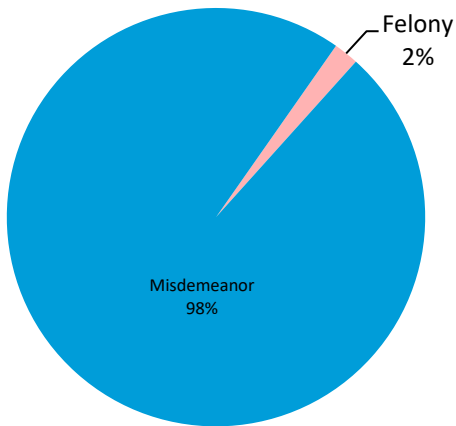
### Education Level



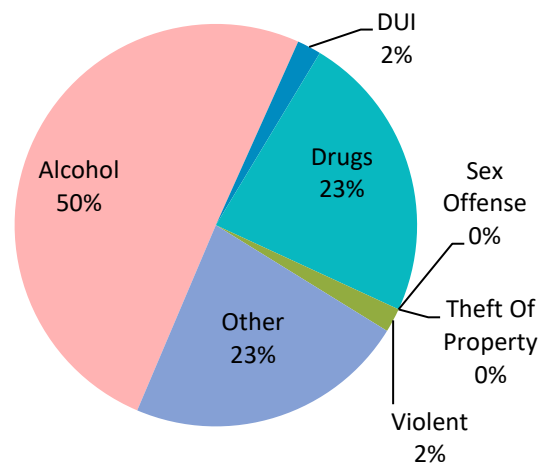
### Referral Source



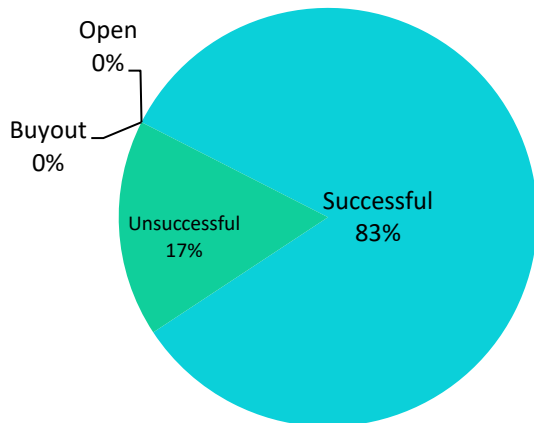
### Offense Level



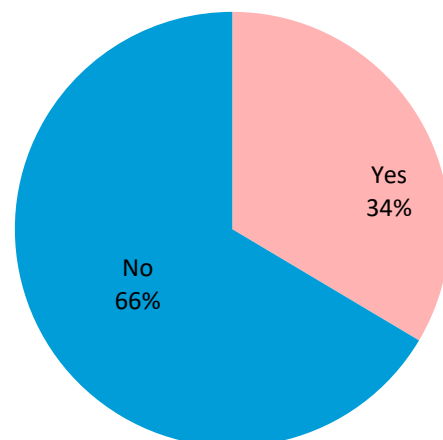
### Offense Category



### Closure Status



### Did Recidivism Occur?



# Closure Status of Category Domains

Jamestown Community Corrections

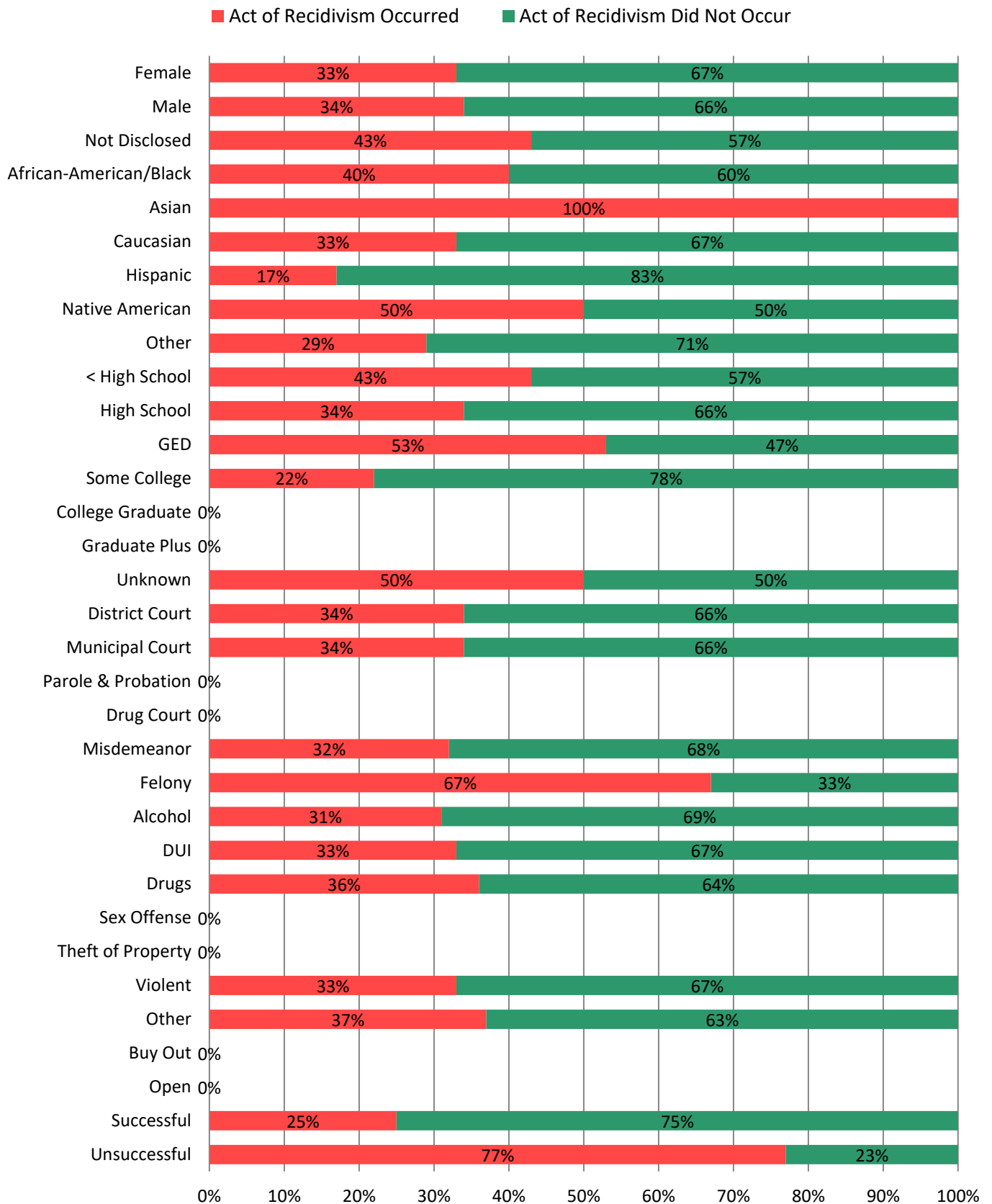
Successful Unsuccessful Buyout Open



# Recidivism Status of Category Domains

## Act of Recidivism Occurred Vs. Act of Recidivism Did Not Occur

### Jamestown Community Corrections



## Ransom County Community Service

### Demographics & Offense Details

Total Number of Clients = 36

#### Gender

Male	26
Female	10



#### Ethnicity

Not Disclosed	0
African-American/Black	1
Asian	0
Caucasian	34
Hispanic	0
Native American	1
Other	0

#### Education Level

< High School	7
High School	14
GED	3
Some College	10
College Graduate	1
Graduate Plus	0
Not Disclosed	1

#### Referral Source

District Court	31
Municipal Court	0
Probation	5
Drug Court	0

#### Offense Category

Alcohol	5
DUI	7
Drugs	13
Sex Offense	0
Theft of Property	0
Violent	2
Other	9

#### Offense Level

Felony	2
Misdemeanor	34

#### Closure Status

Buy Out	1
Open	0
Successful	33
Unsuccessful	2



#### Did Recidivism Occur?

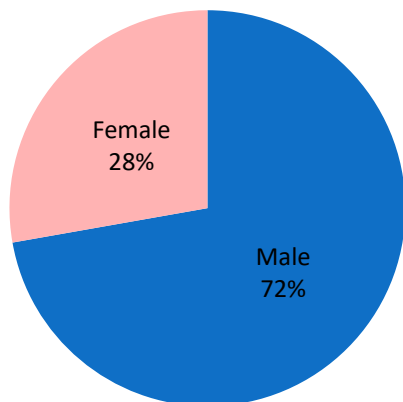
Yes	8
No	28

#### Community Service Hours

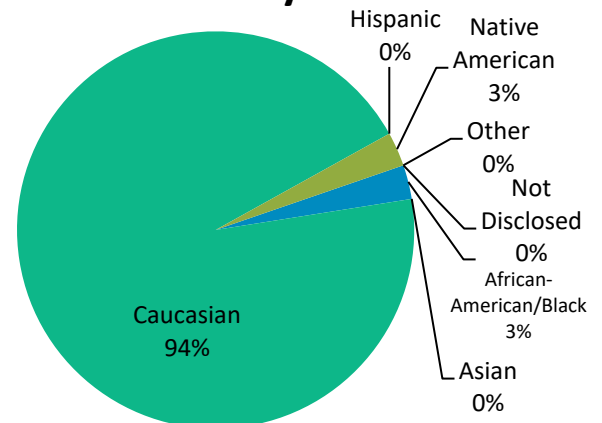
Total Number Hours Ordered	886	<b>Percentage of Total Hours</b>
Number of Hours Bought Out	16	2%
Number of Hours Completed	822	93%
Number of Hours Uncompleted	48	5%

The following graphs show the breakdown of the total number of clients for each category.

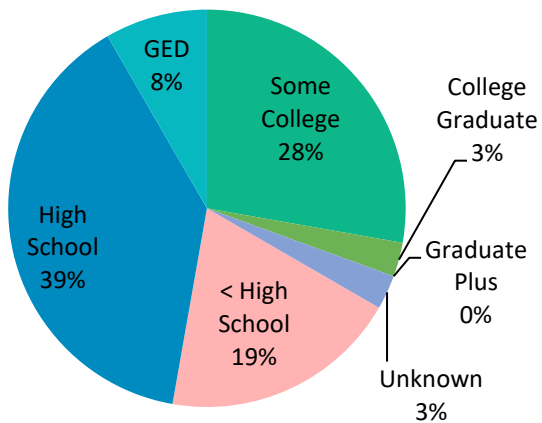
#### Gender



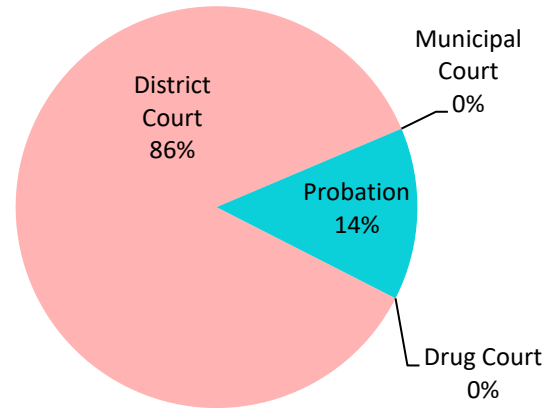
#### Ethnicity



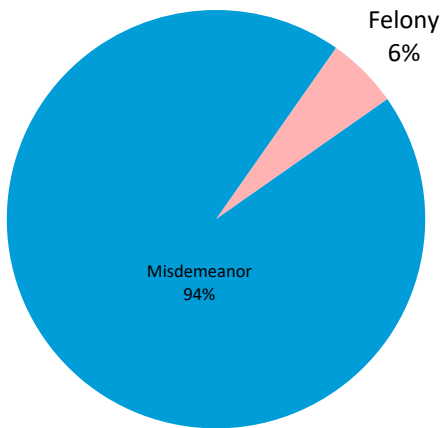
### Education Level



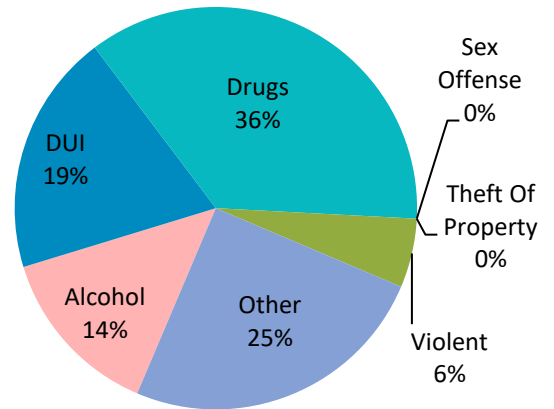
### Referral Source



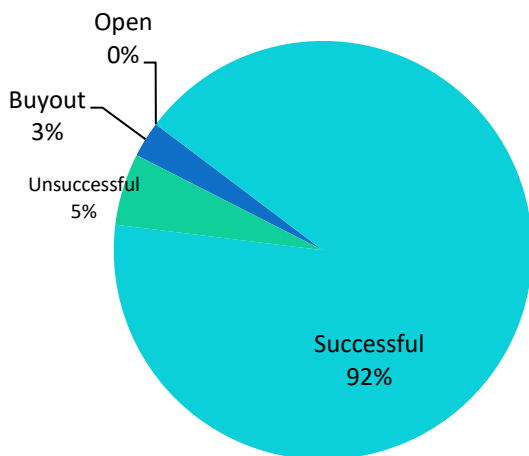
### Offense Level



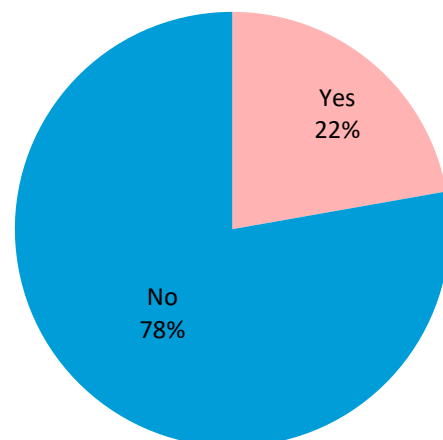
### Offense Category



### Closure Status



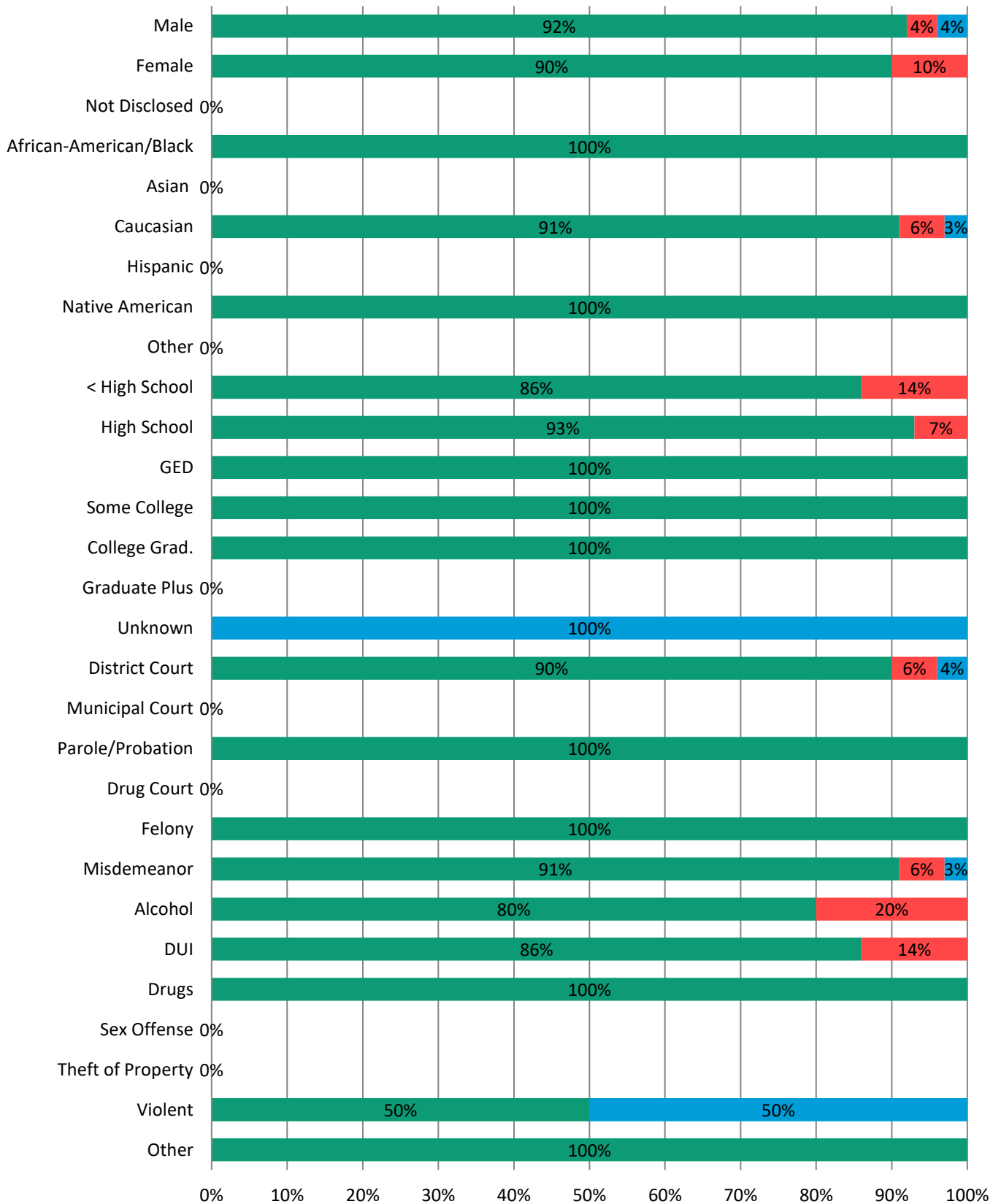
### Did Recidivism Occur?



# Closure Status of Category Domains

Ransom County Community Service

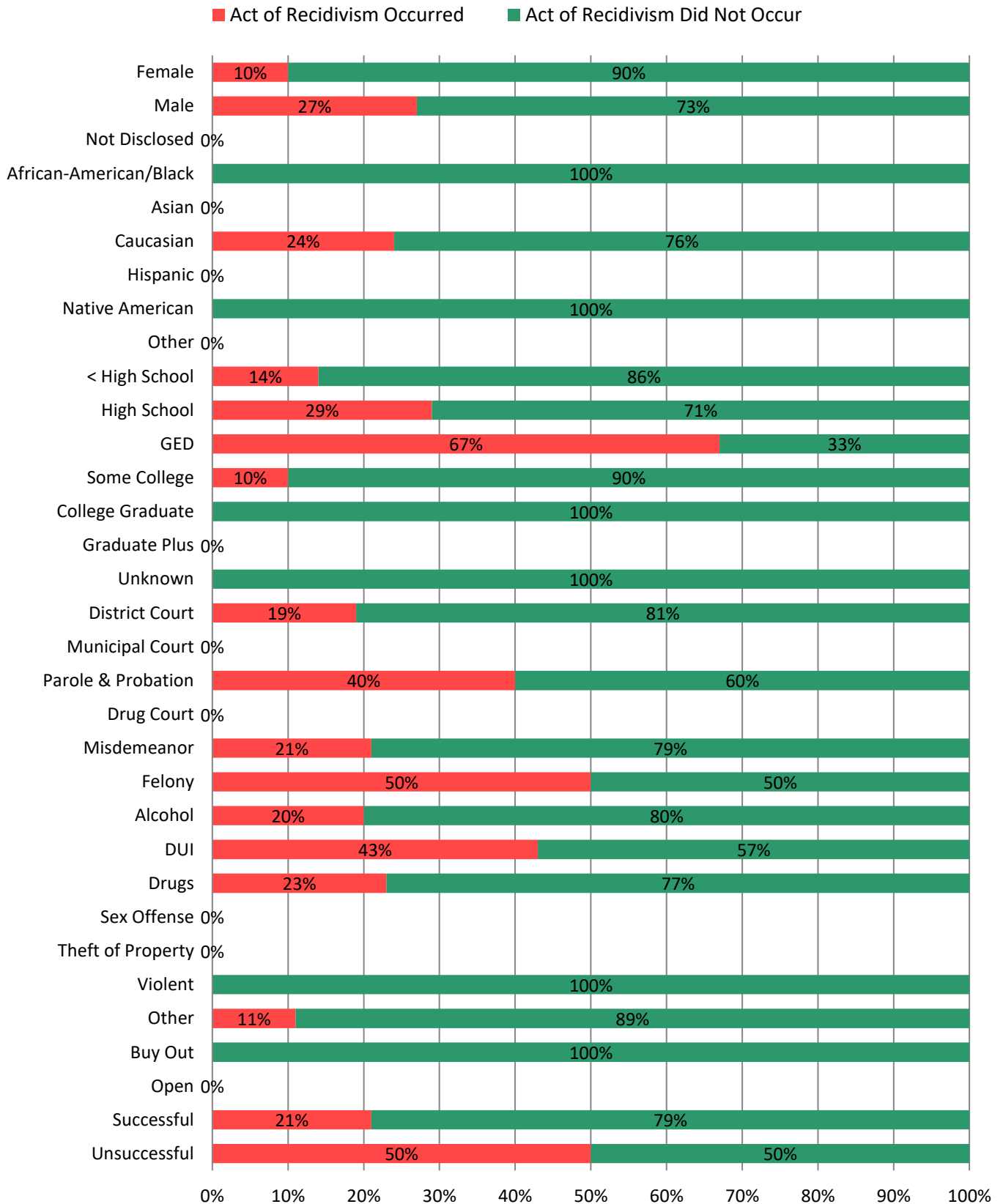
Successful Unsuccessful Buyout Open



# Recidivism Status of Category Domains

## Act of Recidivism Occurred Vs. Act of Recidivism Did Not Occur

### Ransom County Community Service



## Rehab Services, Inc. – Community Service Program (Minot)

### Demographics & Offense Details

Total Number of Clients = 234

#### Gender

Male	153
Female	81



#### Ethnicity

Not Disclosed	0
African-American/Black	14
Asian	0
Caucasian	203
Hispanic	7
Native American	7
Other	3

#### Education Level

< High School	18
High School	110
GED	15
Some College	68
College Graduate	18
Graduate Plus	5
Not Disclosed	0

#### Referral Source

District Court	83
Municipal Court	143
Probation	5
Drug Court	3

#### Offense Category

Alcohol	17
DUI	104
Drugs	19
Sex Offense	0
Theft of Property	24
Violent	11
Other	59

#### Offense Level

Felony	19
Misdemeanor	215

#### Closure Status

Buy Out	0
Open	18
Successful	177
Unsuccessful	39



#### Did Recidivism Occur?

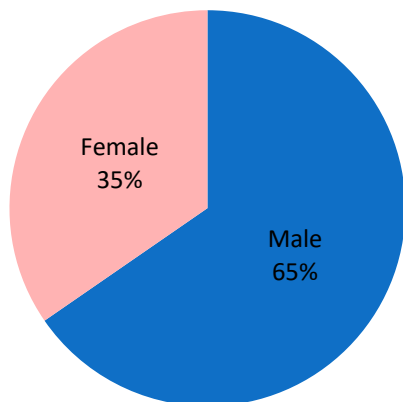
Yes	65
No	169

#### Community Service Hours

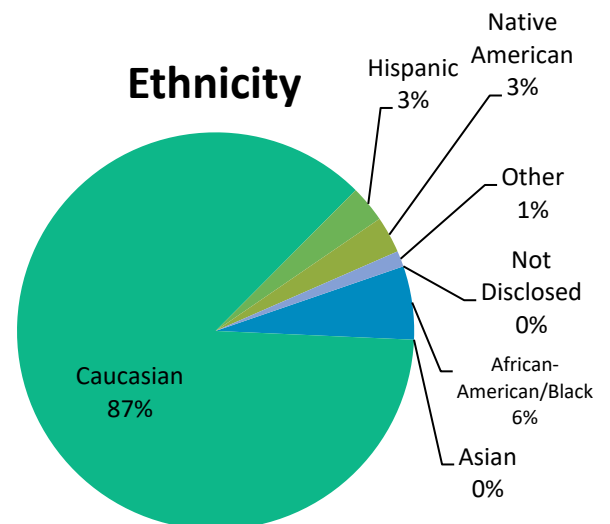
Total Number Hours Ordered	6,610.75	<b>Percentage of Total Hours</b>
Number of Hours Bought Out	0	0%
Number of Hours Completed	4,545.50	69%
Number of Hours Uncompleted	2,065.25	31%

The following graphs show the breakdown of the total number of clients for each category.

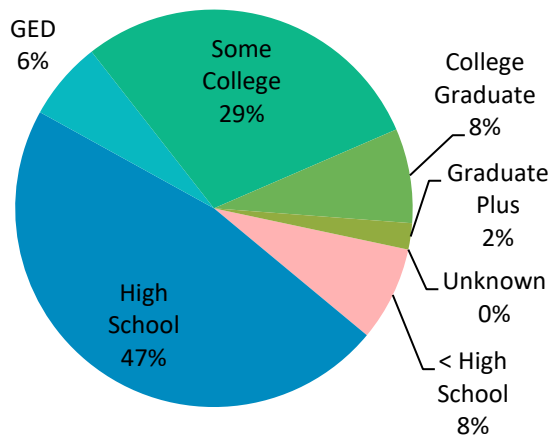
#### Gender



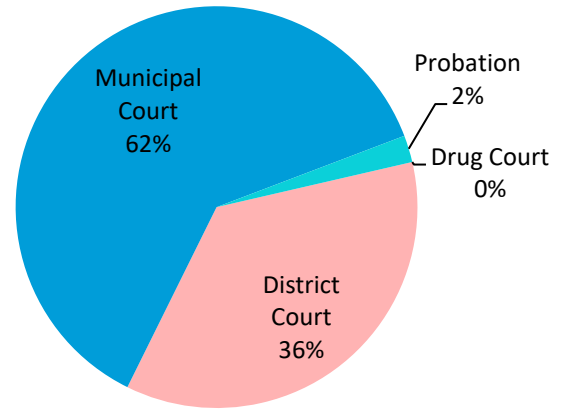
#### Ethnicity



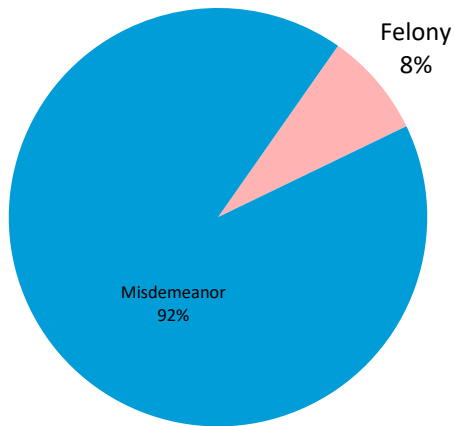
### Education Level



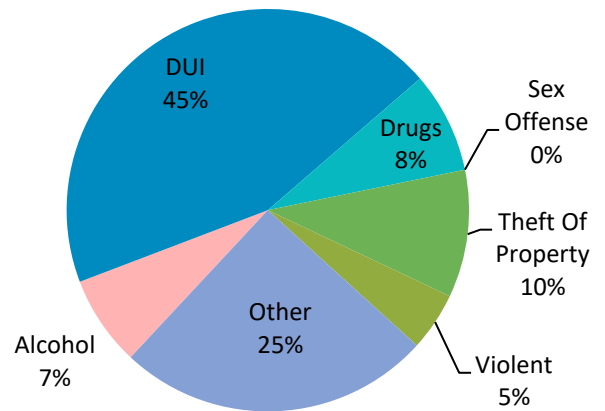
### Referral Source



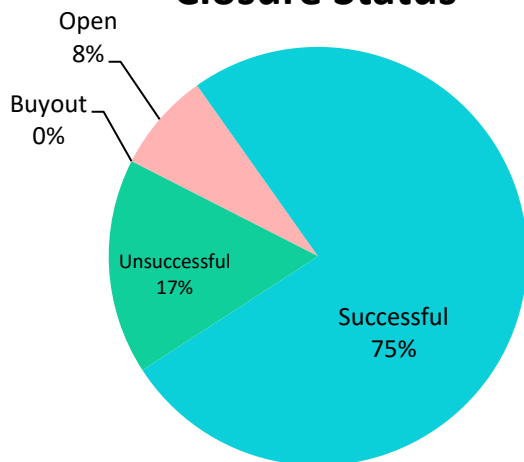
### Offense Level



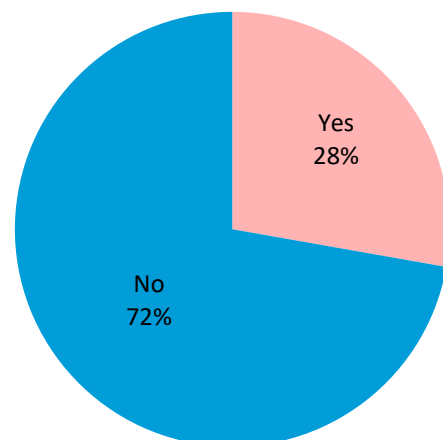
### Offense Category



### Closure Status

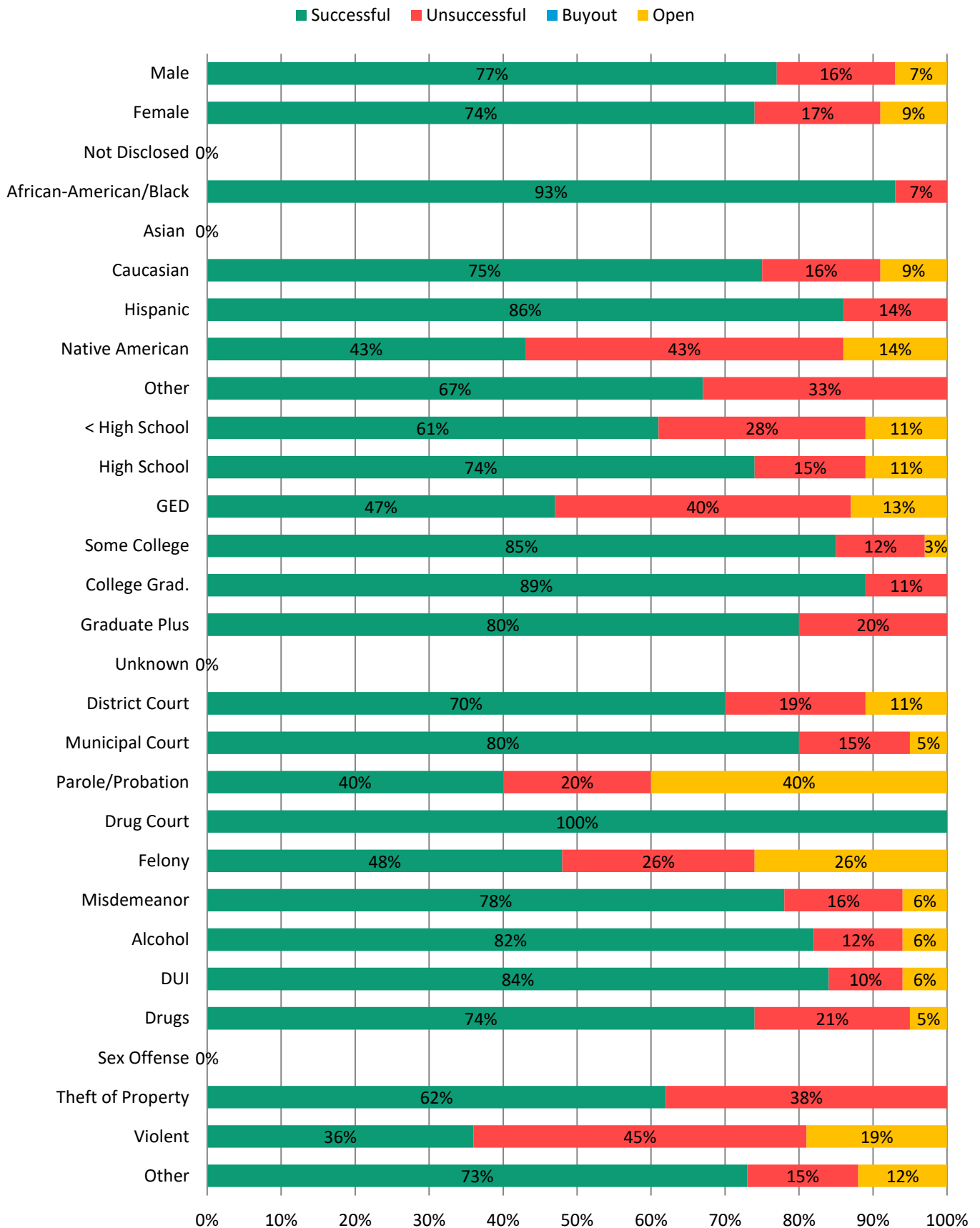


### Did Recidivism Occur?



# Closure Status of Category Domains

Rehab Services, Inc. - Community Service Program / Minot, ND

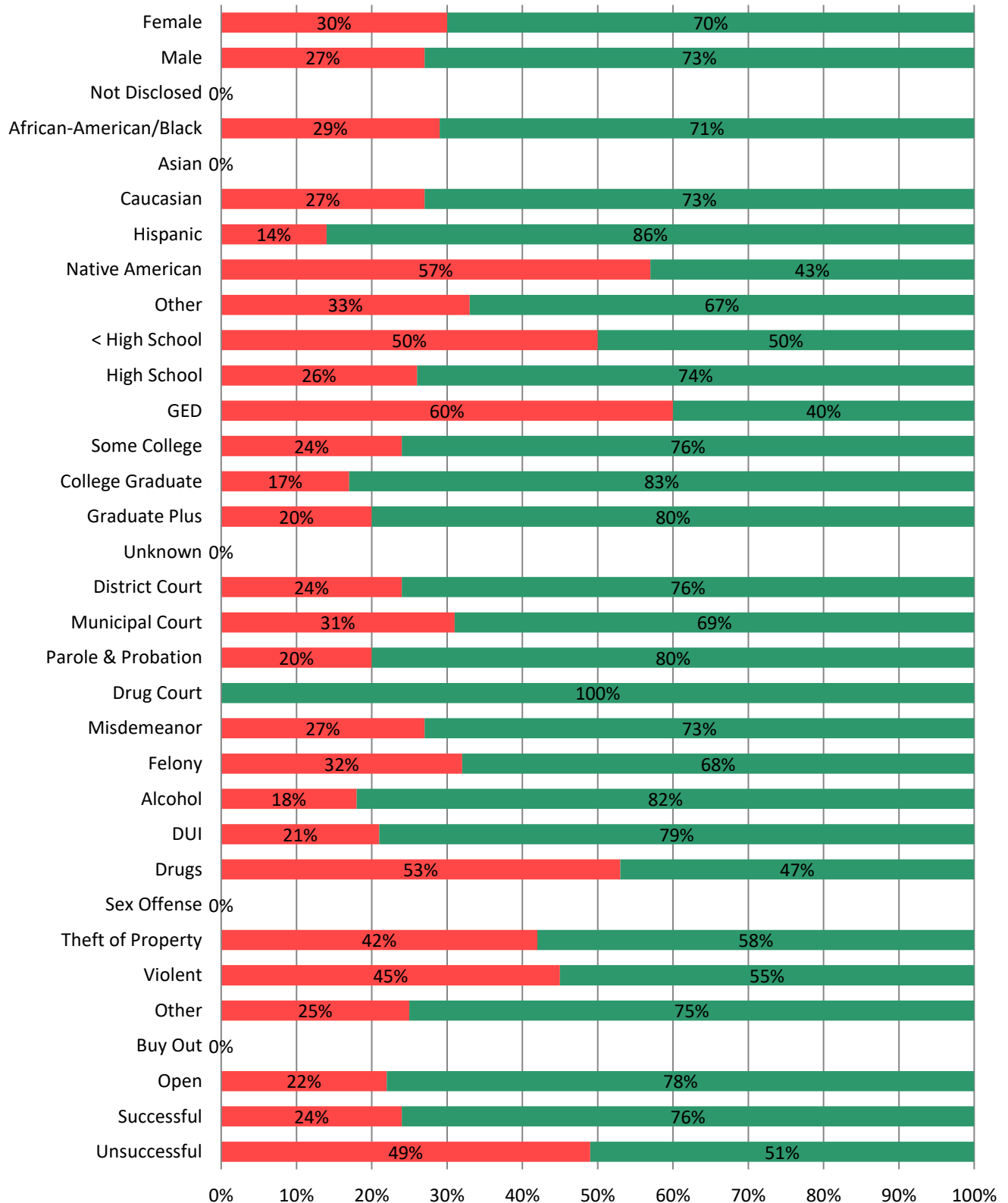


# Recidivism Status of Category Domains

Act of Recidivism Occurred Vs. Act of Recidivism Did Not Occur

Rehab Services, Inc. - Community Service Program / Minot, ND

Act of Recidivism Occurred Act of Recidivism Did Not Occur



## Restore, Inc. (Fargo)

### Demographics & Offense Details

Total Number of Clients = 479

#### Gender

Male	321
Female	158



#### Ethnicity

Not Disclosed	0
African-American/Black	37
Asian	14
Caucasian	366
Hispanic	18
Native American	21
Other	13

#### Education Level

< High School	20
High School	133
GED	24
Some College	215
College Graduate	39
Graduate Plus	4
Not Disclosed	44

#### Referral Source

District Court	59
Municipal Court	418
Probation	2
Drug Court	0

#### Offense Category

Alcohol	226
DUI	82
Drugs	33
Sex Offense	0
Theft of Property	94
Violent	6
Other	38

#### Offense Level

Felony	2
Misdemeanor	477

#### Closure Status

Buy Out	0
Open	3
Successful	406
Unsuccessful	70



#### Did Recidivism Occur?

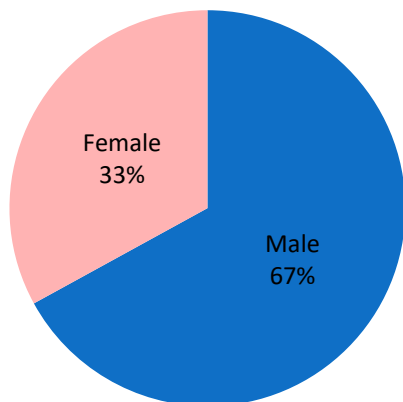
Yes	93
No	386

#### Community Service Hours

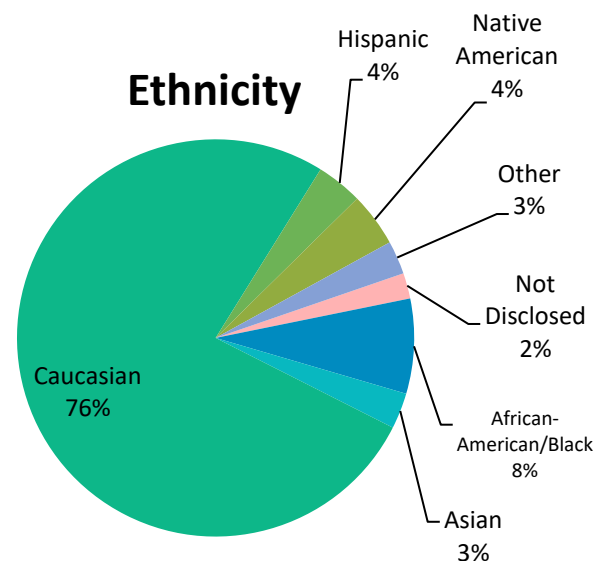
Total Number Hours Ordered	10,990	<b>Percentage of Total Hours</b>
Number of Hours Bought Out	0	0%
Number of Hours Completed	8,861.25	81%
Number of Hours Uncompleted	2,128.75	19%

The following graphs show the breakdown of the total number of clients for each category.

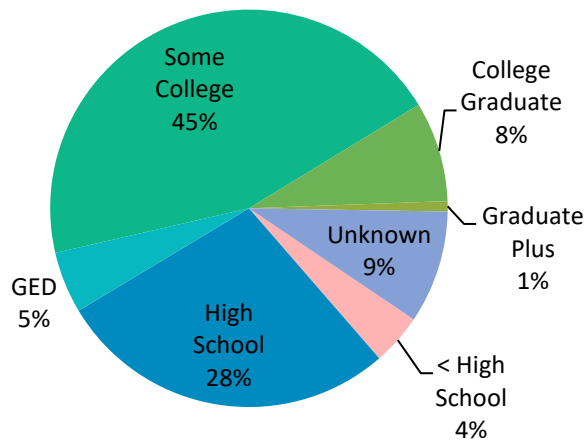
#### Gender



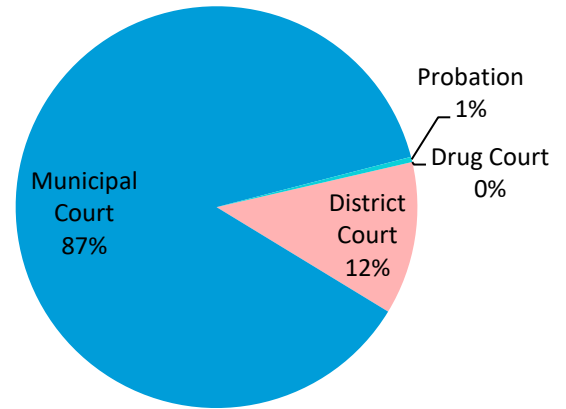
#### Ethnicity



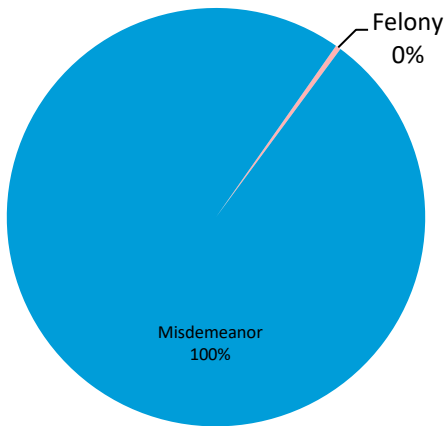
### Education Level



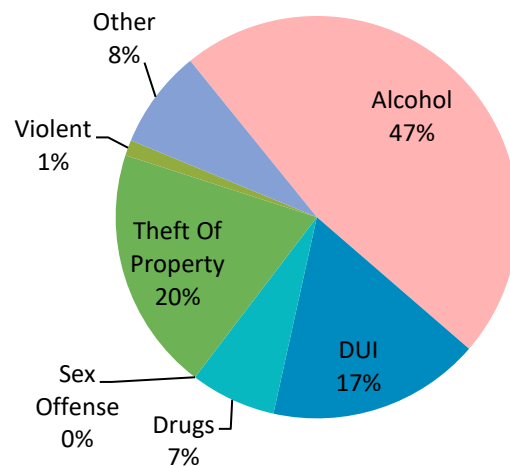
### Referral Source



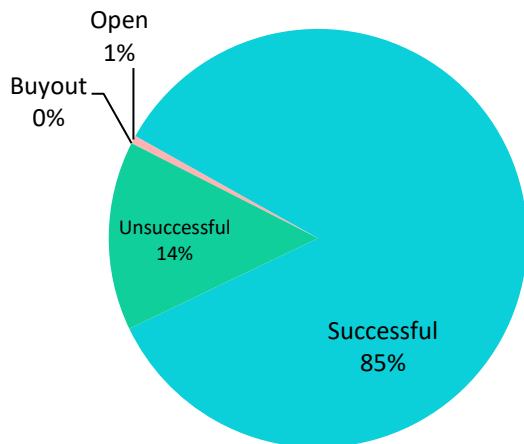
### Offense Level



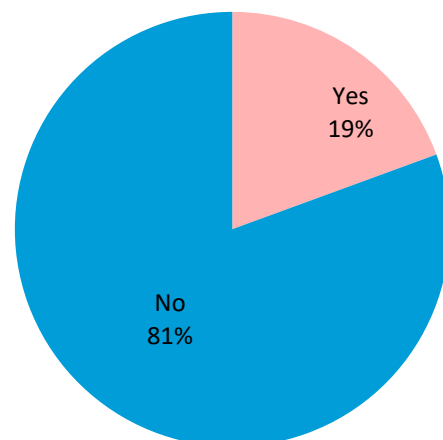
### Offense Category



### Closure Status



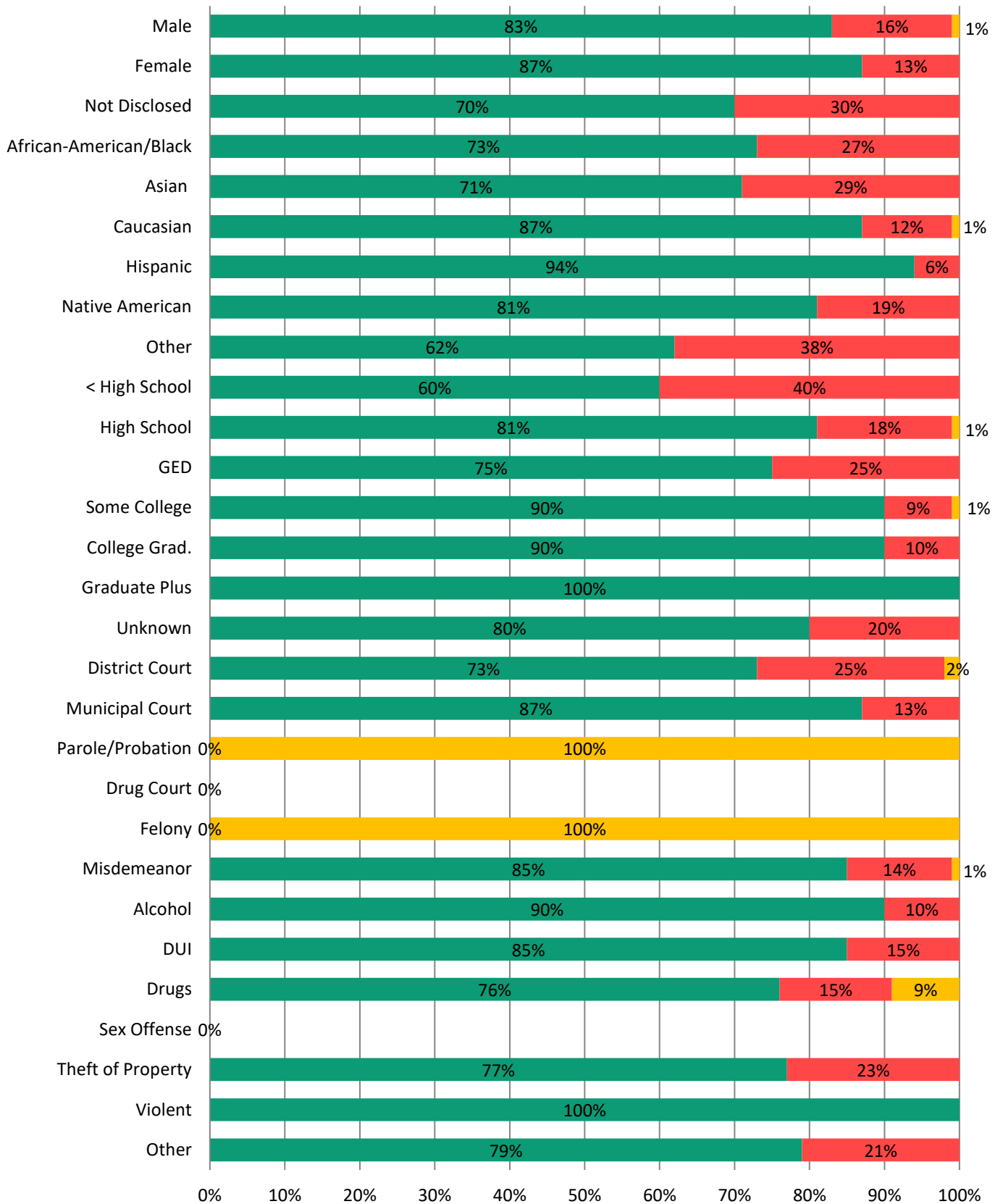
### Did Recidivism Occur?



# Closure Status of Category Domains

Restore, Inc. (Fargo, ND)

Successful Unsuccessful Buyout Open

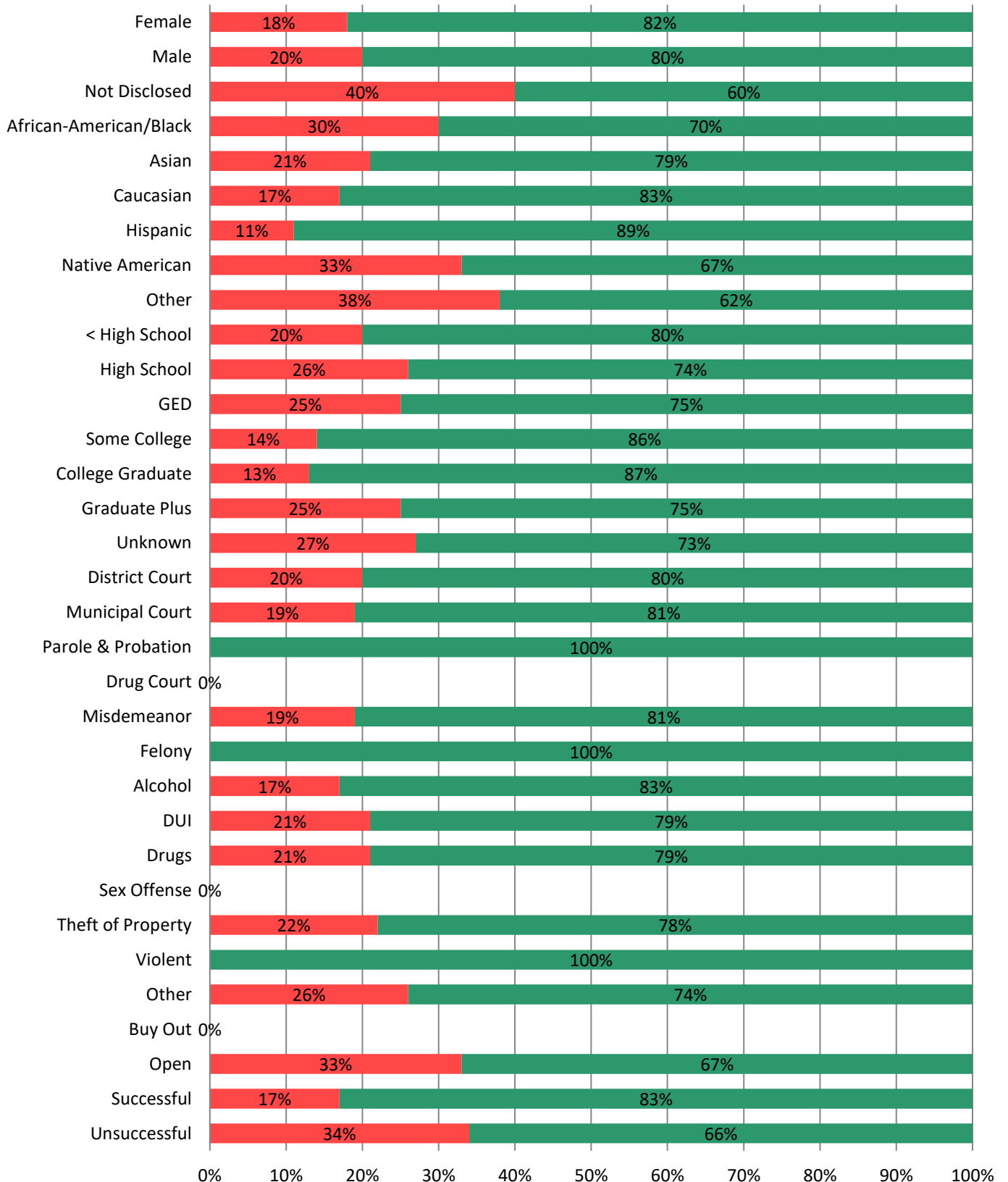


# Recidivism Status of Category Domains

Act of Recidivism Occurred Vs. Act of Recidivism Did Not Occur

Restore, Inc. / Fargo, ND

Act of Recidivism Occurred Act of Recidivism Did Not Occur



## Richland County Community Service

### Demographics & Offense Details

Total Number of Clients = 117

#### Gender

Male	92
Female	25



#### Ethnicity

Not Disclosed	0
African-American/Black	10
Asian	0
Caucasian	85
Hispanic	11
Native American	11
Other	0

#### Education Level

< High School	19
High School	36
GED	22
Some College	27
College Graduate	10
Graduate Plus	0
Not Disclosed	3

#### Referral Source

District Court	45
Municipal Court	66
Probation	5
Drug Court	0

#### Offense Category

Alcohol	11
DUI	27
Drugs	19
Sex Offense	1
Theft of Property	17
Violent	3
Other	39

#### Offense Level

Felony	3
Misdemeanor	114

#### Closure Status

Buy Out	0
Open	1
Successful	97
Unsuccessful	19



#### Did Recidivism Occur?

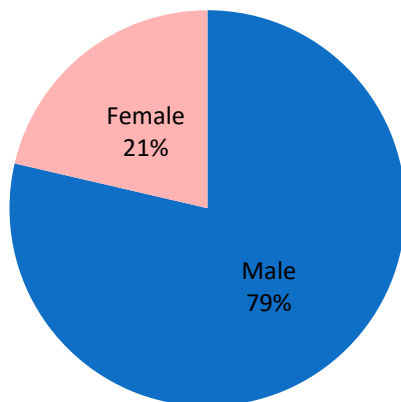
Yes	34
No	83

#### Community Service Hours

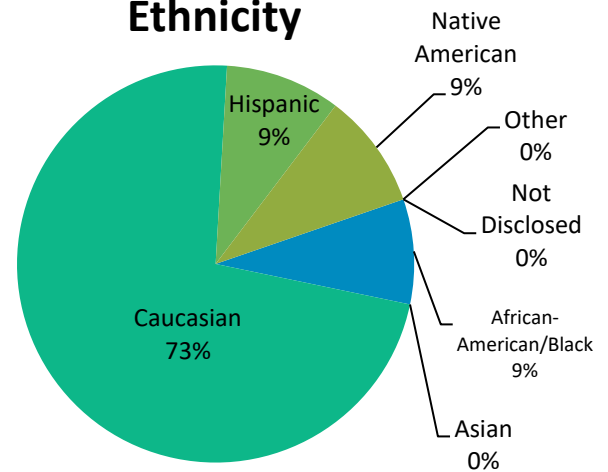
Total Number Hours Ordered	2,895.75	<b>Percentage of Total Hours</b>
Number of Hours Bought Out	0	0%
Number of Hours Completed	2,604.75	90%
Number of Hours Uncompleted	291	10%

The following graphs show the breakdown of the total number of clients for each category.

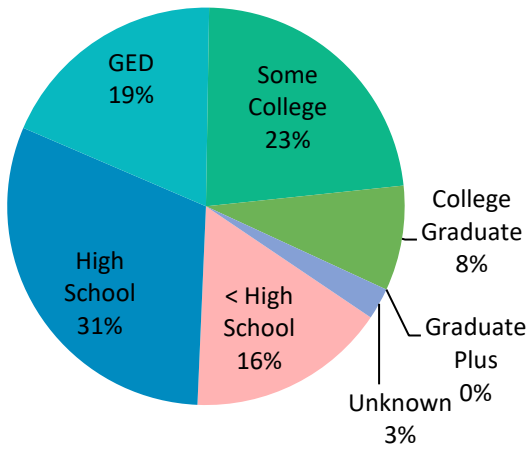
#### Gender



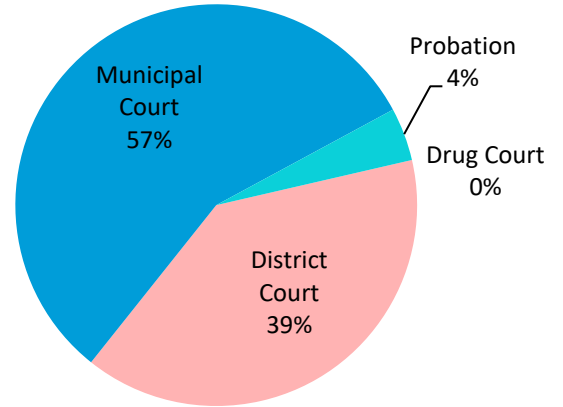
#### Ethnicity



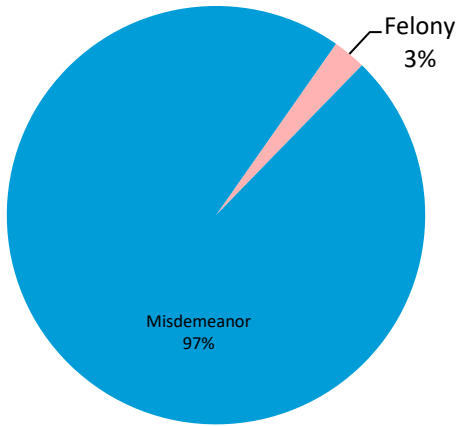
### Education Level



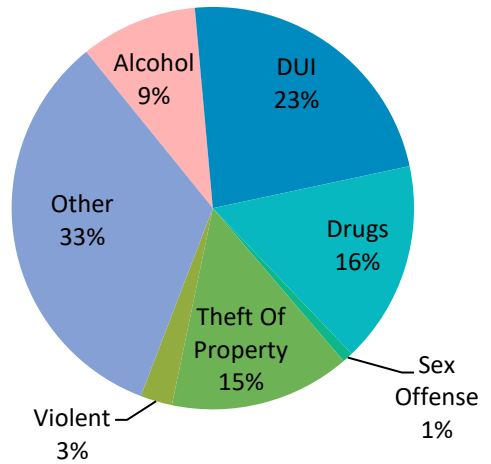
### Referral Source



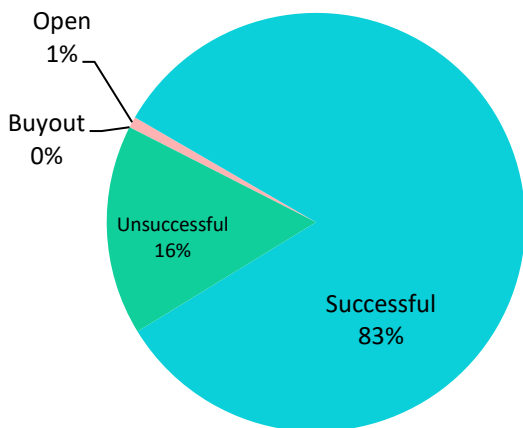
### Offense Level



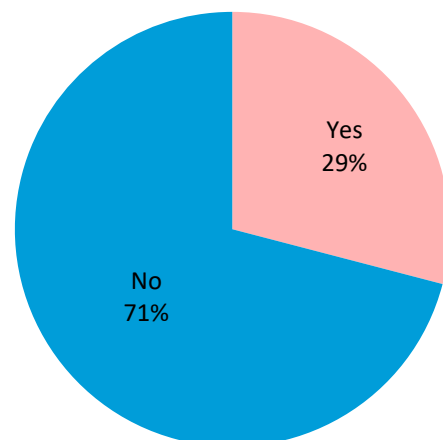
### Offense Category



### Closure Status



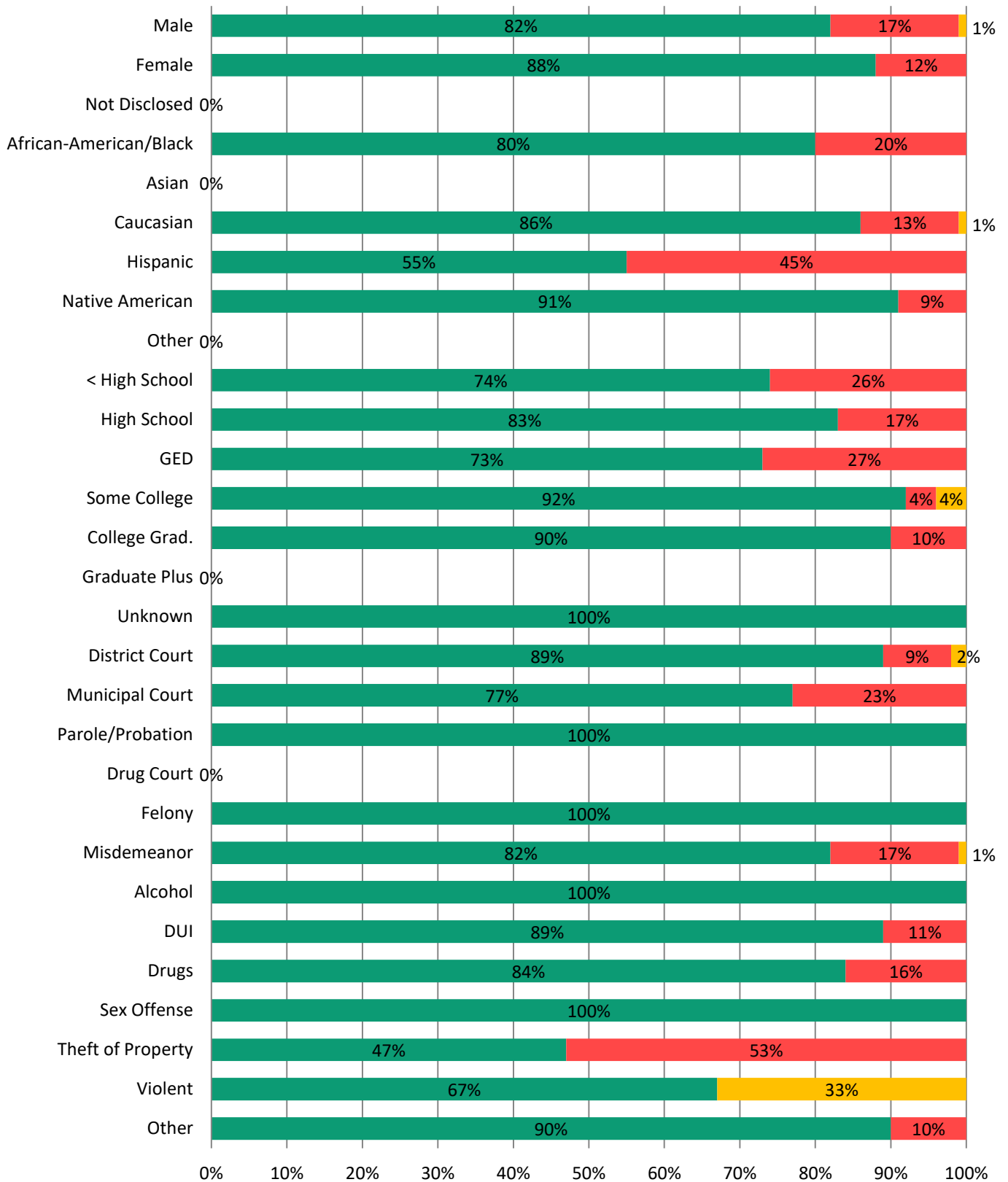
### Did Recidivism Occur?



# Closure Status of Category Domains

Richland County Community Service

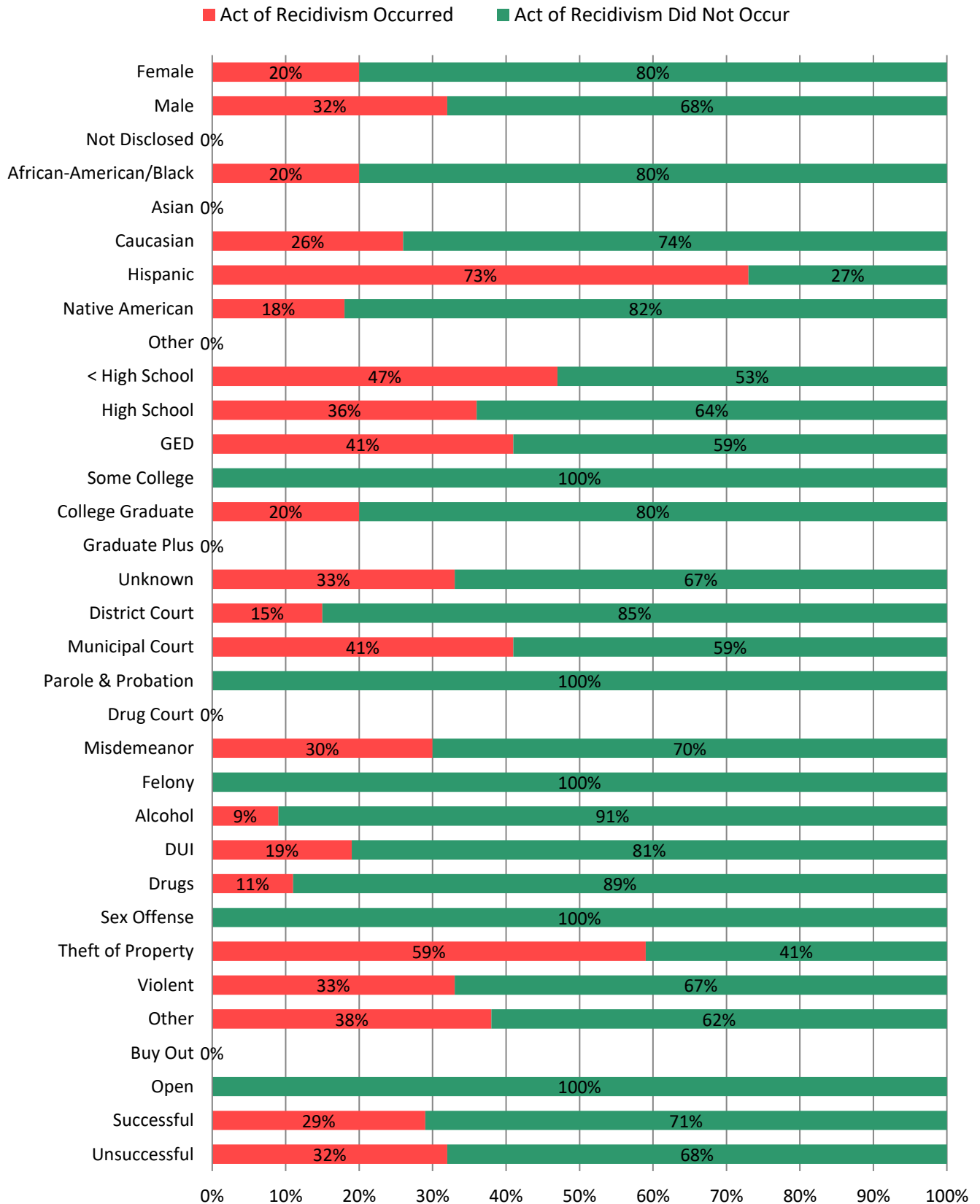
Successful Unsuccessful Buyout Open



# Recidivism Status of Category Domains

Act of Recidivism Occurred Vs. Act of Recidivism Did Not Occur

Richland County Community Service



# Sargent County Community Service Program

## Demographics & Offense Details

Total Number of Clients = 31

### Gender

Male	27
Female	4



### Ethnicity

Not Disclosed	0
African-American/Black	3
Asian	0
Caucasian	25
Hispanic	1
Native American	2
Other	0

### Education Level

< High School	5
High School	15
GED	4
Some College	6
College Graduate	1
Graduate Plus	0
Not Disclosed	0

### Referral Source

District Court	27
Municipal Court	1
Probation	3
Drug Court	0

### Offense Category

Alcohol	2
DUI	7
Drugs	9
Sex Offense	0
Theft of Property	2
Violent	2
Other	9

### Offense Level

Felony	7
Misdemeanor	24

### Closure Status

Buy Out	0
Open	1
Successful	24
Unsuccessful	6



### Did Recidivism Occur?

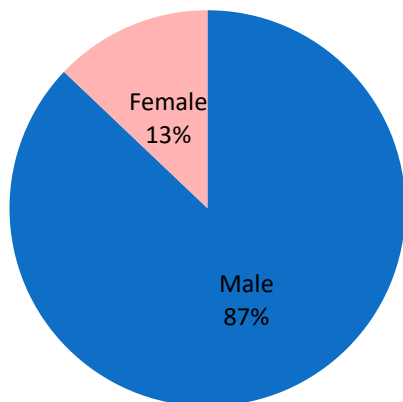
Yes	10
No	21

### Community Service Hours

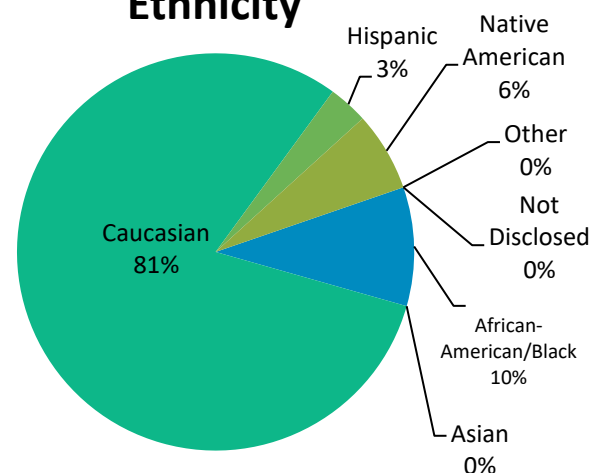
Total Number Hours Ordered	824	<b>Percentage of Total Hours</b>
Number of Hours Bought Out	0	0%
Number of Hours Completed	564	68%
Number of Hours Uncompleted	260	32%

The following graphs show the breakdown of the total number of clients for each category.

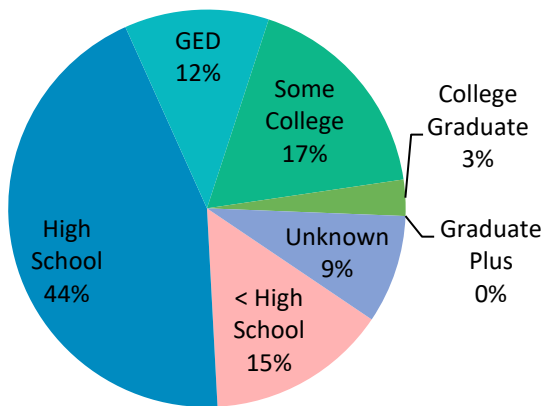
### Gender



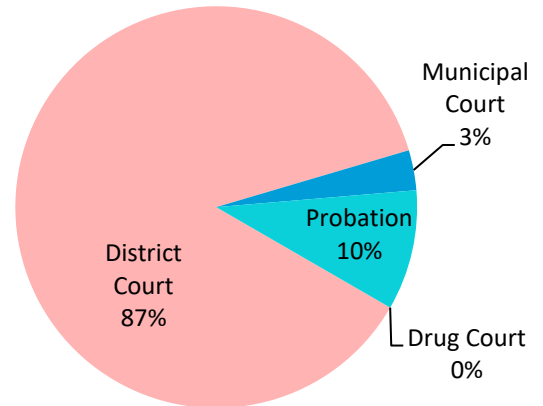
### Ethnicity



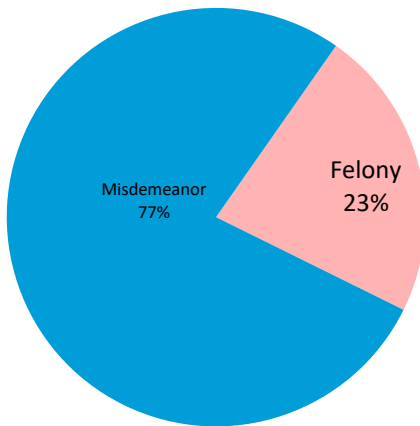
### Education Level



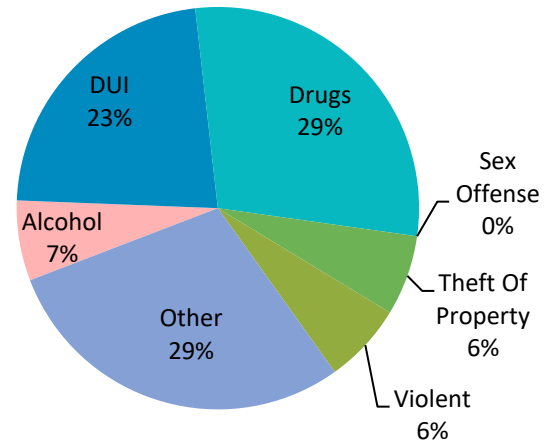
### Referral Source



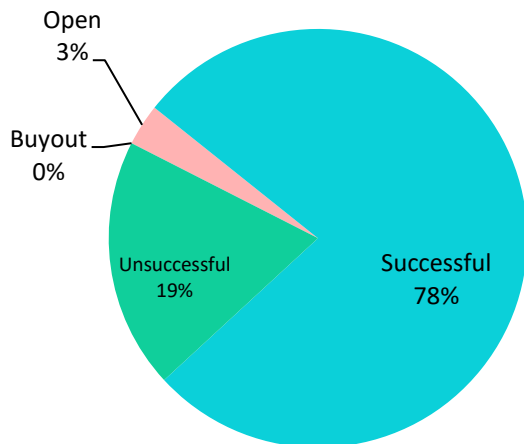
### Offense Level



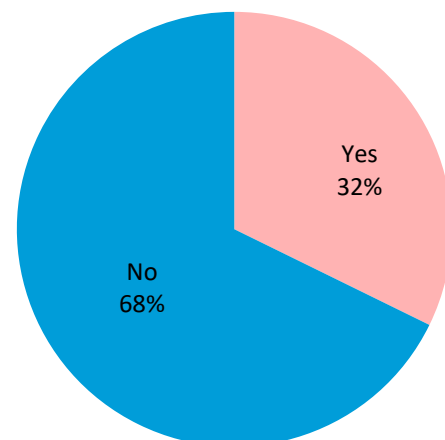
### Offense Category



### Closure Status



### Did Recidivism Occur?



# Closure Status of Category Domains

Sargent County Community Service

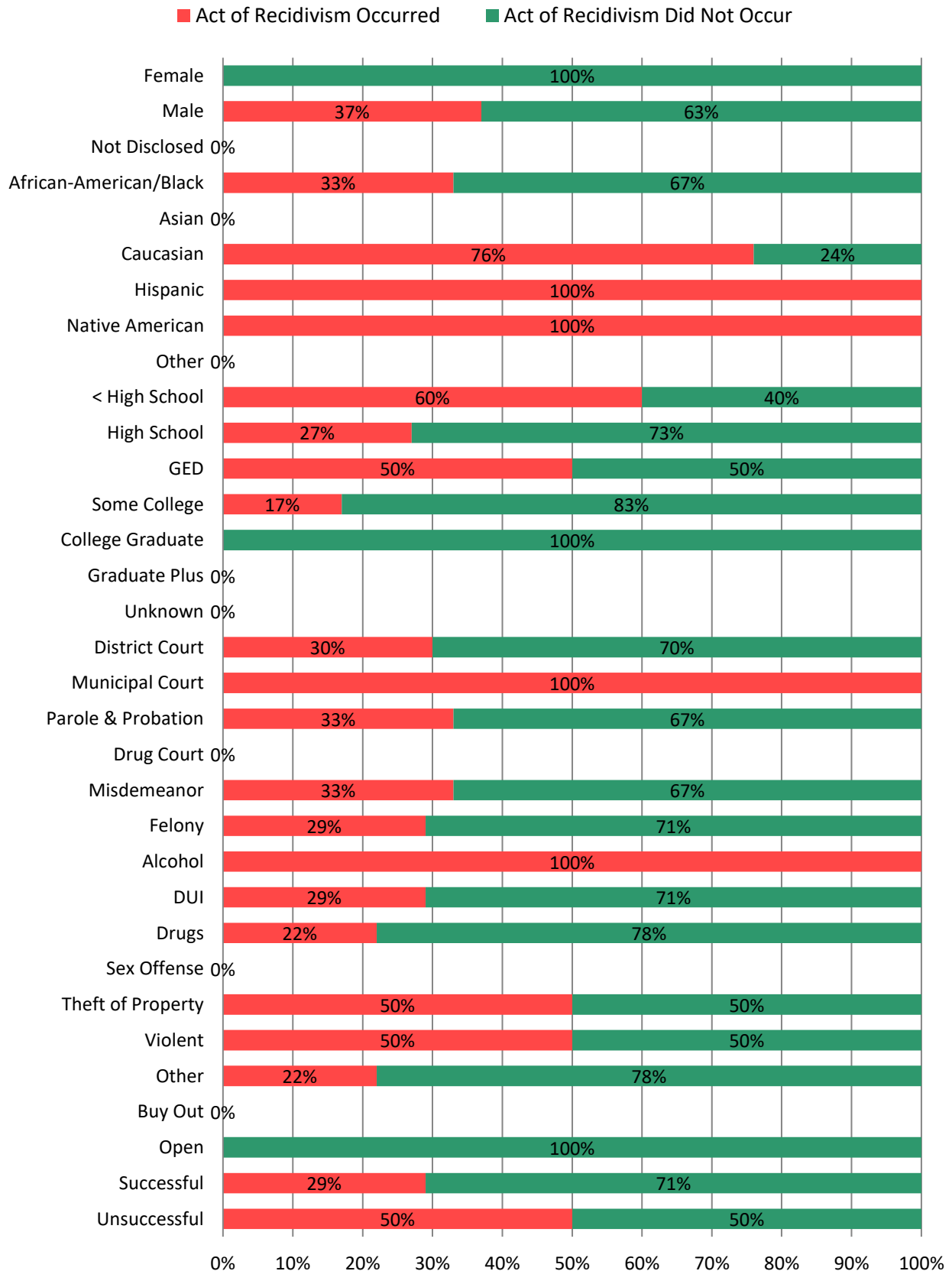
Successful Unsuccessful Buyout Open



# Recidivism Status of Category Domains

## Act of Recidivism Occurred Vs. Act of Recidivism Did Not Occur

### Sargent County Community Service Program



## Williston Region Community Service

### Demographics & Offense Details

Total Number of Clients = 133

#### Gender

Male	90
Female	43



#### Ethnicity

Not Disclosed	27
African-American/Black	6
Asian	0
Caucasian	83
Hispanic	9
Native American	7
Other	1

#### Education Level

< High School	16
High School	49
GED	7
Some College	22
College Graduate	2
Graduate Plus	1
Not Disclosed	36

#### Referral Source

District Court	35
Municipal Court	98
Probation	0
Drug Court	0

#### Offense Category

Alcohol	63
DUI	39
Drugs	12
Sex Offense	0
Theft of Property	0
Violent	2
Other	17

#### Offense Level

Felony	2
Misdemeanor	131

#### Closure Status

Buy Out	0
Open	0
Successful	129
Unsuccessful	4



#### Did Recidivism Occur?

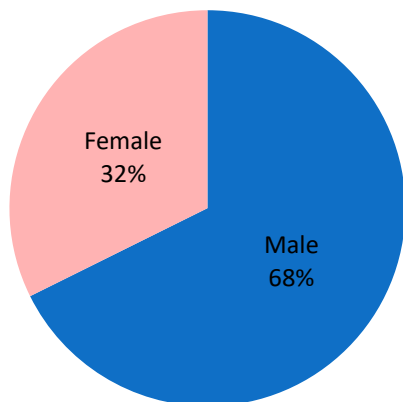
Yes	35
No	98

#### Community Service Hours

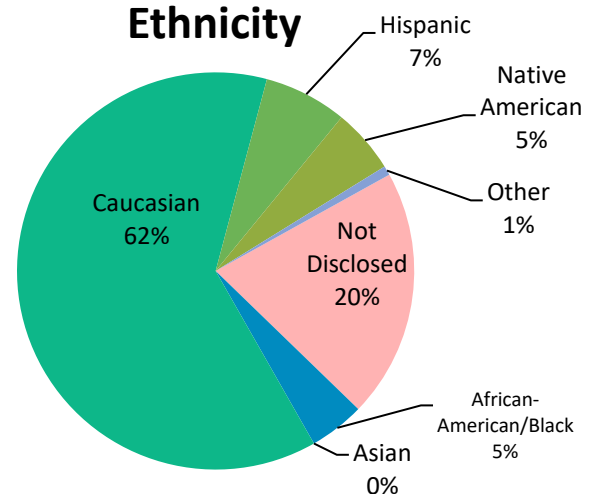
Total Number Hours Ordered	2,966	<b>Percentage of Total Hours</b>
Number of Hours Bought Out	0	0%
Number of Hours Completed	2,876	97%
Number of Hours Uncompleted	90	3%

The following graphs show the breakdown of the total number of clients for each category.

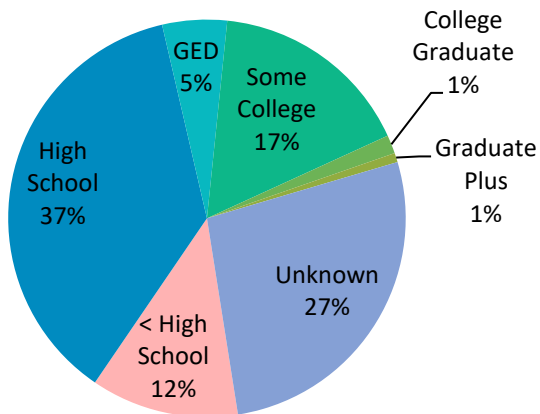
#### Gender



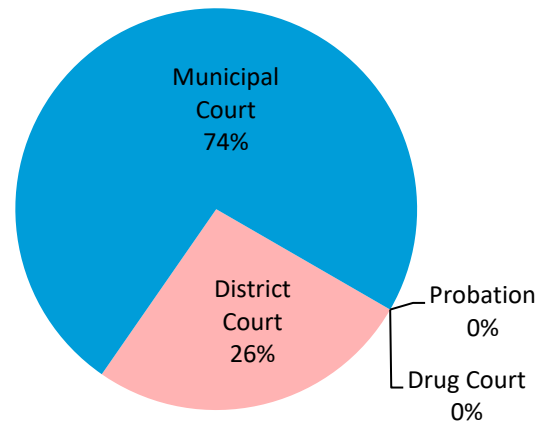
#### Ethnicity



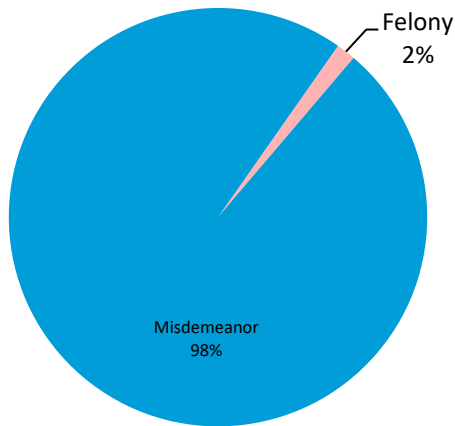
### Education Level



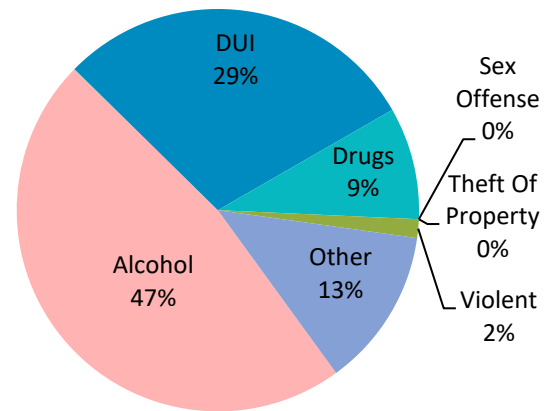
### Referral Source



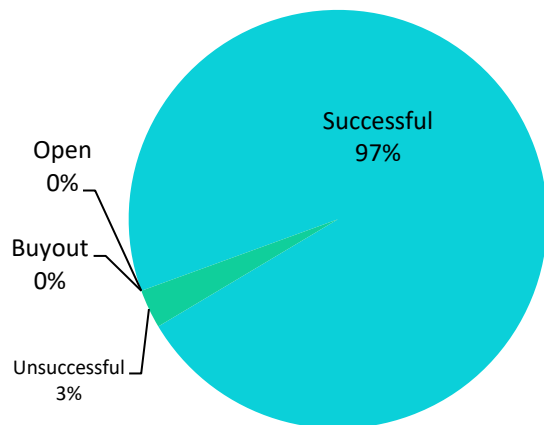
### Offense Level



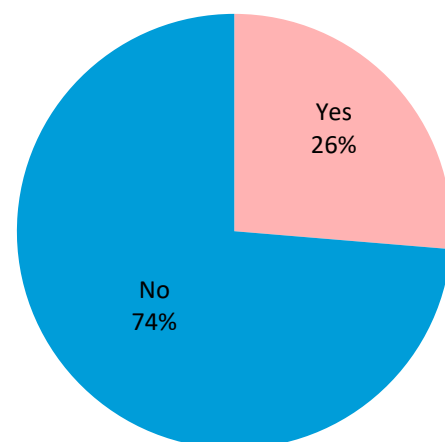
### Offense Category



### Closure Status



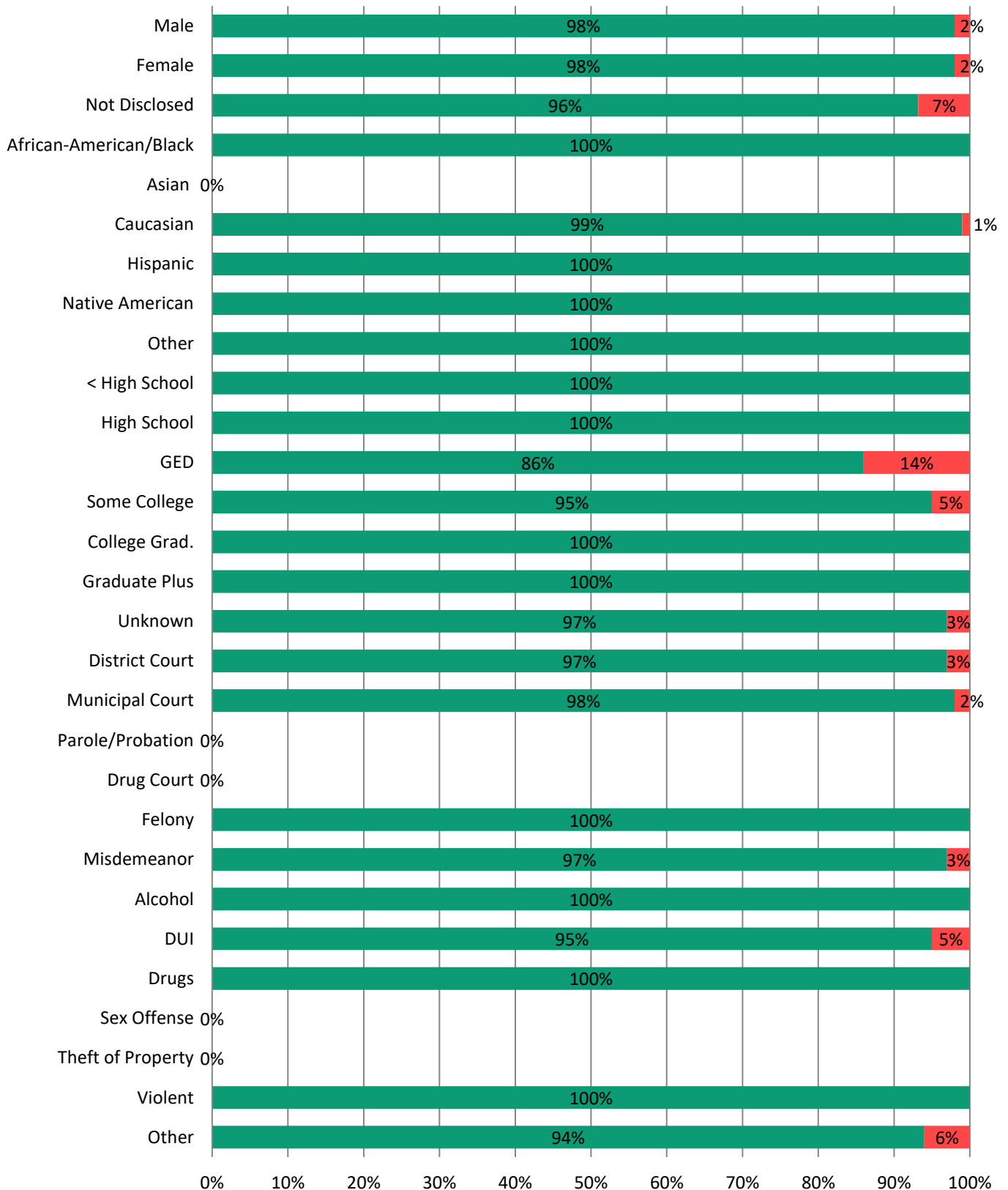
### Did Recidivism Occur?



# Closure Status of Category Domains

Williston Region Community Service

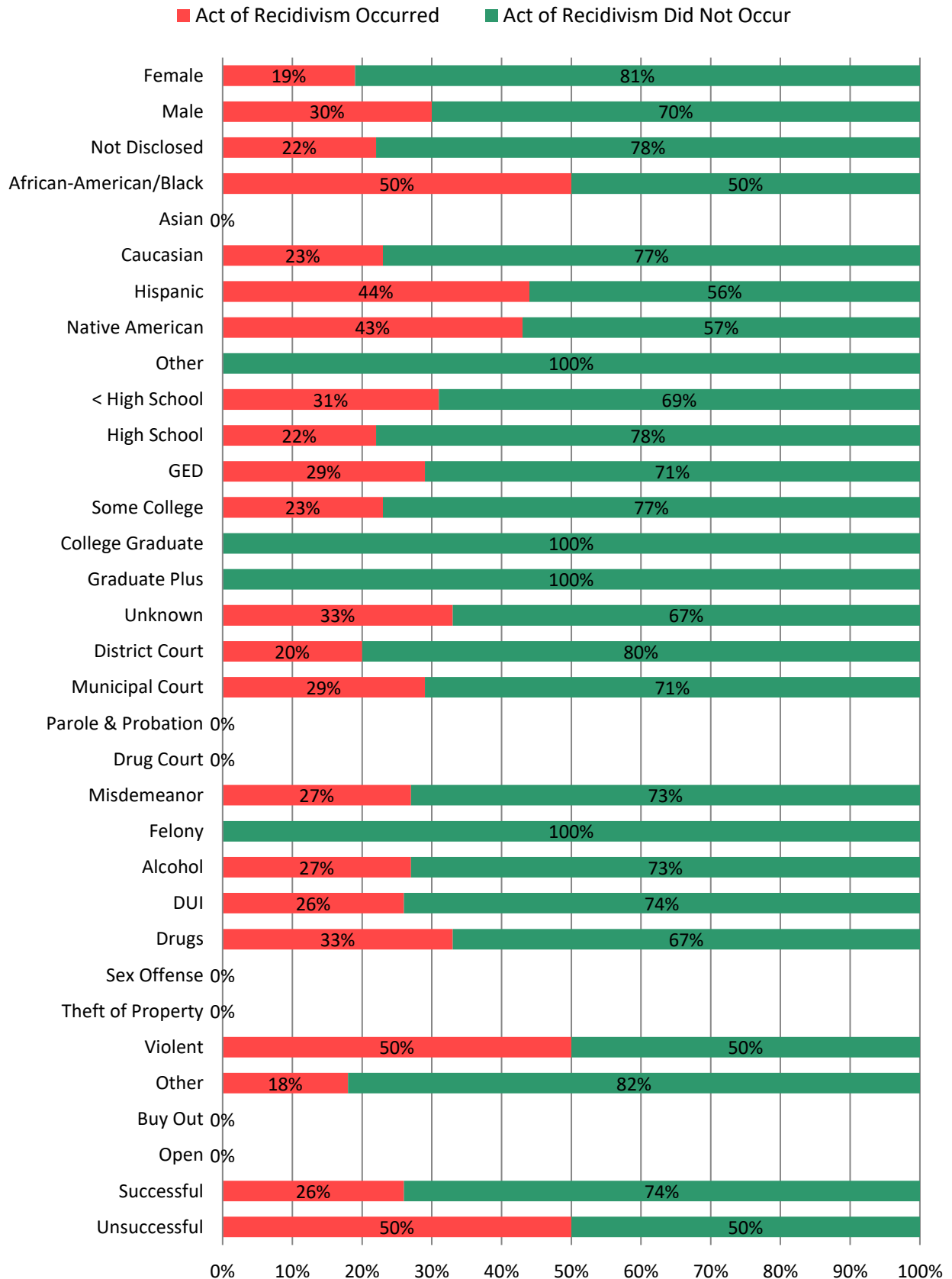
Successful Unsuccessful Buyout Open



# Recidivism Status of Category Domains

## Act of Recidivism Occurred Vs. Act of Recidivism Did Not Occur

Williston Region Community Service



# North Dakota Community Corrections Association

## Demographics & Offense Details

Total Number of Clients = 2,075

### Gender

Male	1,415
Female	660



### Ethnicity

Not Disclosed	67
African-American/Black	116
Asian	19
Caucasian	1,623
Hispanic	87
Native American	136
Other	27

### Education Level

< High School	206
High School	693
GED	154
Some College	756
College Graduate	127
Graduate Plus	13
Not Disclosed	126

### Referral Source

District Court	964
Municipal Court	986
Probation	78
Drug Court	47

### Offense Category

Alcohol	646
DUI	378
Drugs	344
Sex Offense	2
Theft of Property	167
Violent	70
Other	468

### Offense Level

Felony	153
Misdemeanor	1,922

### Closure Status

Buy Out	16
Open	103
Successful	1,592
Unsuccessful	364



### Did Recidivism Occur?

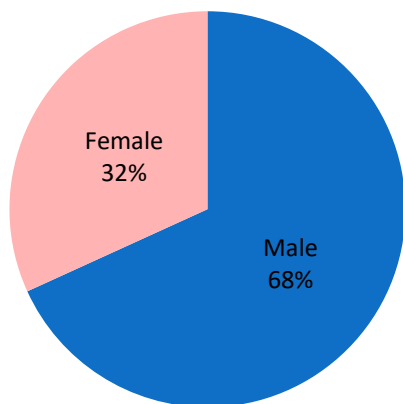
Yes	668
No	1,407

### Community Service Hours

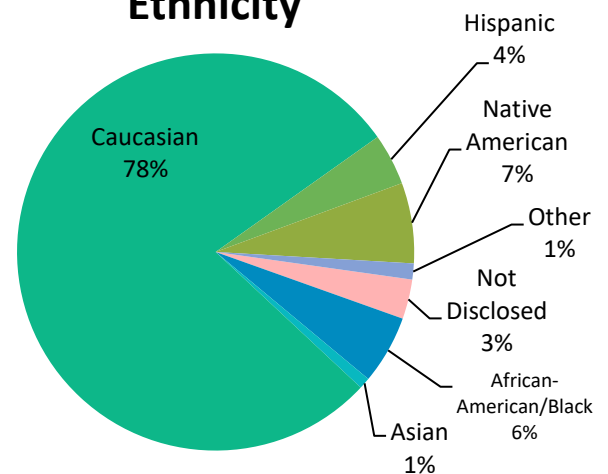
Total Number Hours Ordered	58,960.50	<b>Percentage of Total Hours</b>
Number of Hours Bought Out	459	1%
Number of Hours Completed	42,110.30	71%
Number of Hours Uncompleted	16,391.20	28%

The following graphs show the breakdown of the total number of clients for each category.

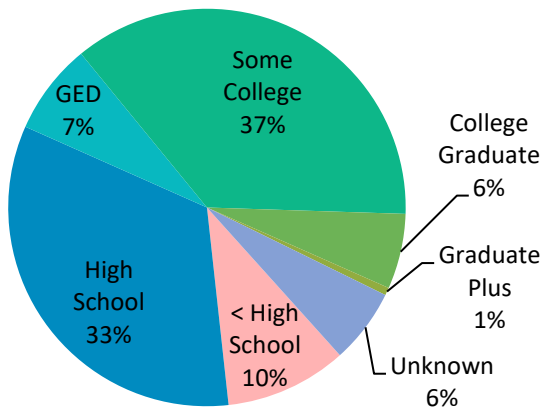
### Gender



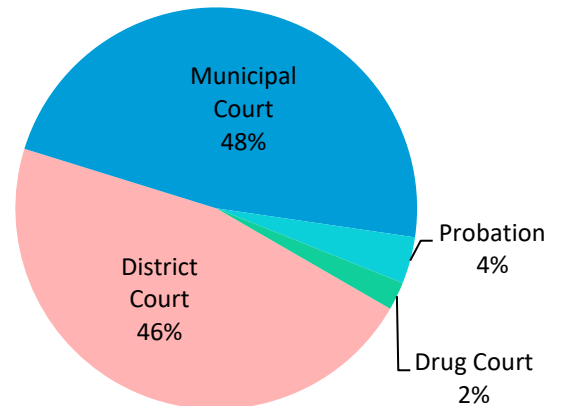
### Ethnicity



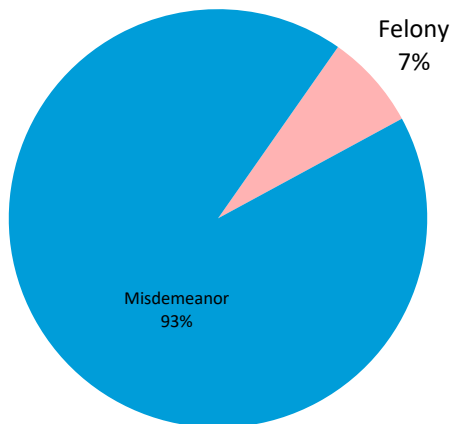
### Education Level



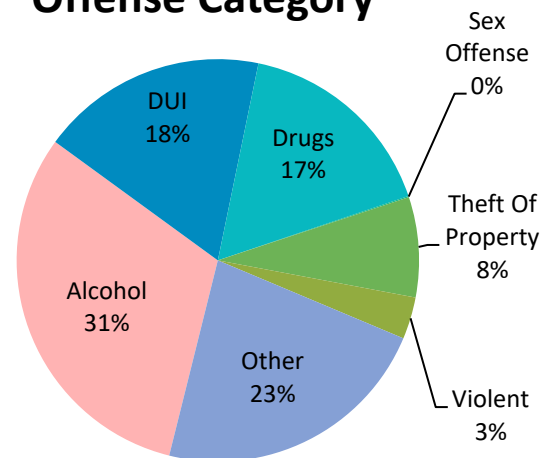
### Referral Source



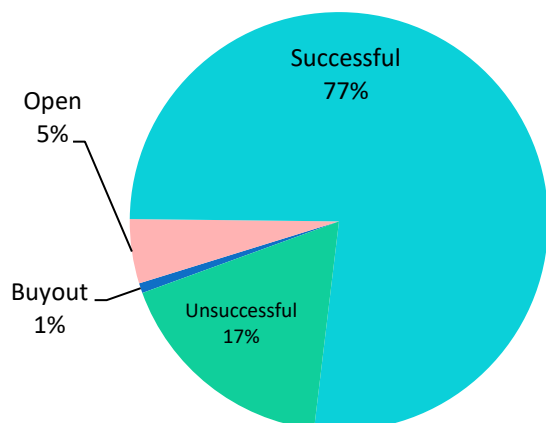
### Offense Level



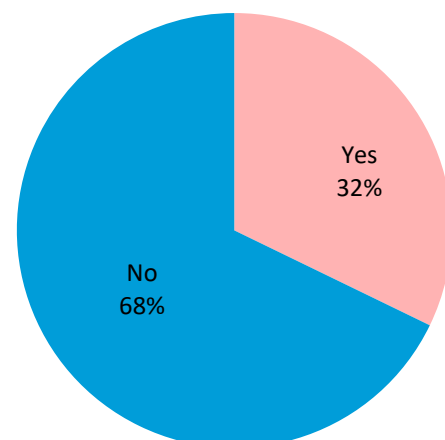
### Offense Category



### Closure Status



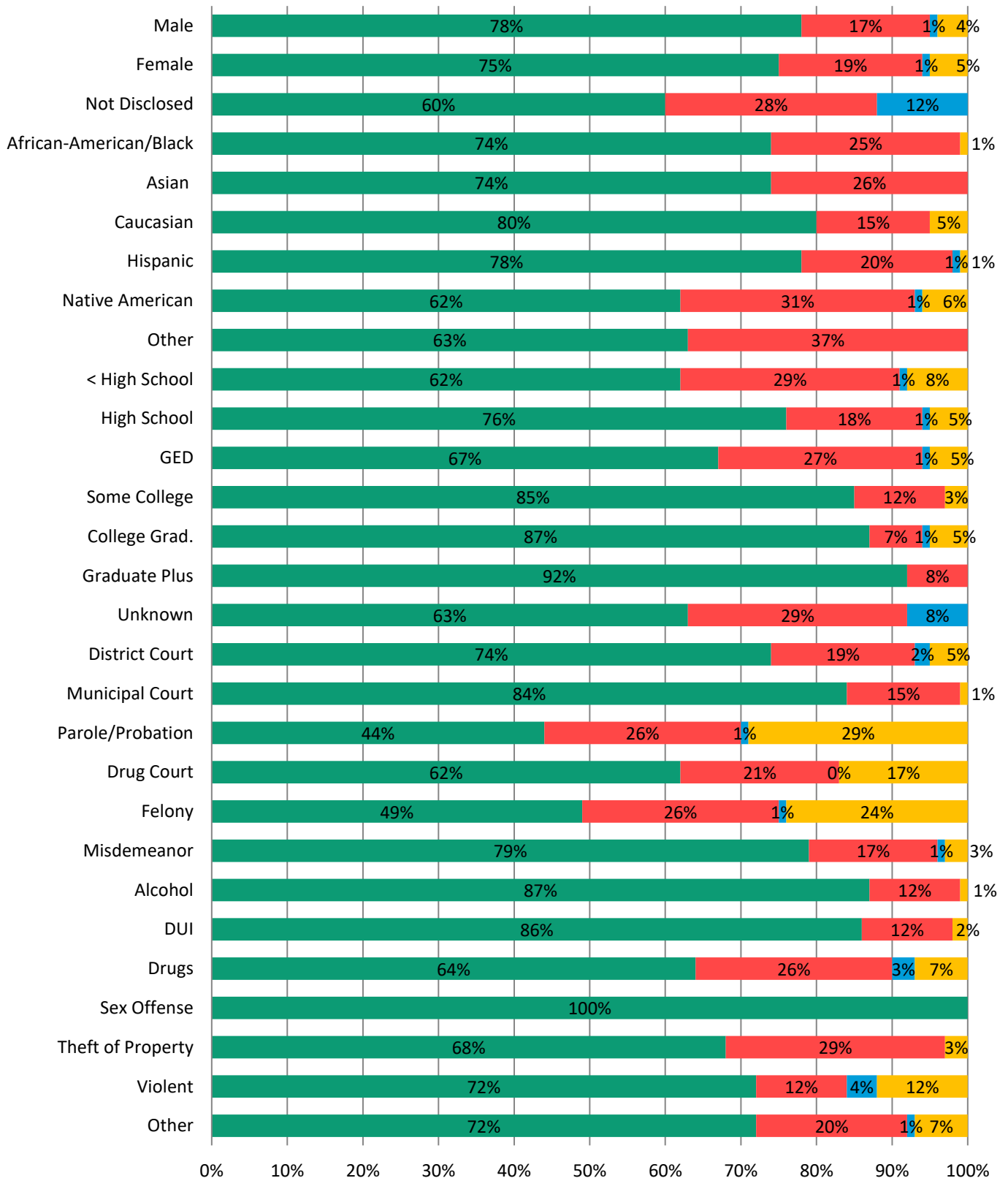
### Did Recidivism Occur?



# Closure Status of Category Domains

NDCCA Totals

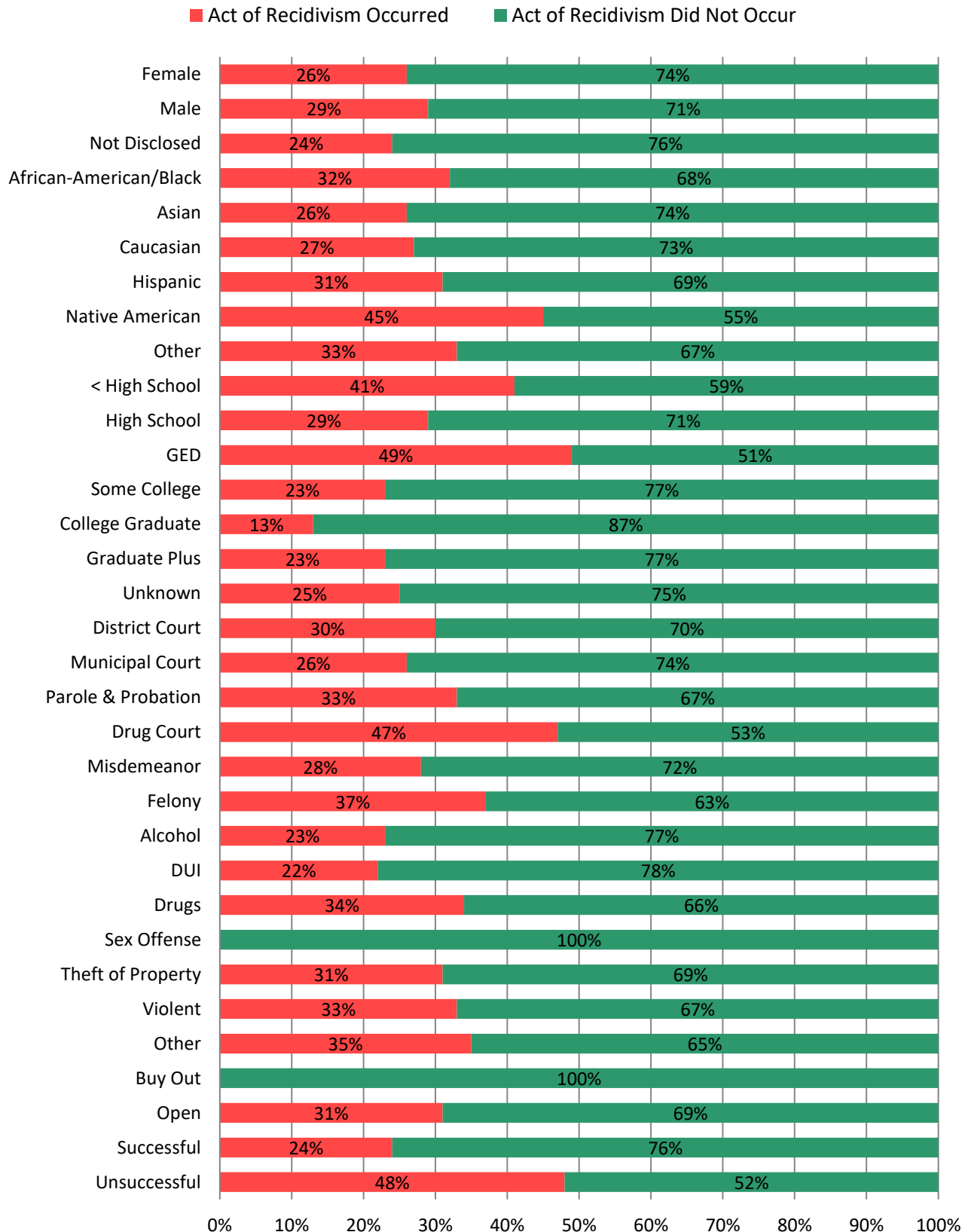
Successful Unsuccessful Buyout Open



# Recidivism Status of Category Domains

## Act of Recidivism Occurred Vs. Act of Recidivism Did Not Occur

### NDCCA Totals



#### IV. NDCCA Recidivism Study Conclusion & Outcomes

As it relates to the North Dakota Community Corrections Association, the overall results of the 2016 Recidivism Study were favorable in the support of community service being utilized as an alternative to incarceration. Out of 2,075 participants who enrolled in the community service programs across North Dakota, 1,592 successfully completed their community service hours for a success rate of 77%. Furthermore, 1,407 (68%) out of the 2,075 participants did not commit an act of recidivism in the year following their criminal case identified on the NDCCA 2016 Recidivism Study.

